




PHONICS





SCREENING CHECK

2024 national curriculum assessments

Key stage 1

Phonics screening check
Pupils' materials



brend 	label
throst 	vanish
stret 	blossom
spraw 	thankful





**A LOVE OF READING IS THE
BIGGEST INDICATOR OF FUTURE
ACADEMIC SUCCESS.**

OECD (THE ORGANISATION FOR ECONOMIC CO-OPERATION AND DEVELOPMENT)



WHAT IS THE PHONICS SCREENING CHECK?

- It is a quick check of your child's phonics knowledge.
- It is not designed to create any stress or anxiety for your child.
- It assesses decoding skills using phonics.
- It consists of 40 words – (20 real words, 20 'alien words').

If children do not achieve the required score in Year 1, they will retake the screening at the end of Year 2.



WHEN?

Week commencing

Monday 8th June 2026



PHONICS AT KNYPERSLEY

Phoneme

Trigraph

Graphem

Digraph

e

Split

Blend

Adjacent











Digraph

Segment

Consonant



PHASE 2- RECEPTION

 s ss	 t tt	 p pp	 n nn	 m mm	 d dd	 g gg	 c k ck cc	 r rr
 h	 b bb	 f ff	 l ll	 j	 v vv	 w	 x	 y
 z zz s	 qu	 ch	 sh	 th	 ng	 nk		
 a	 e	 i	 o	 u				



PHASE 3- RECEPTION

 ai	 ee	 igh	 oa	 oo oo	 oo	 ar
 or	 ur	 er	 ow	 oi	 ear	 air



PHASE 4- RECEPTION

**Longer words with
adjacent consonants**

Additional blending practice

paint
p . _ . .

Additional blending practice

point
p . _ . .

Additional blending practice































toast
_













Additional blending practice

green
g . _ . .



PHASE 5- YEAR 1 GROW THE CODE

 s ss c se ce st sc	 t tt	 p pp	 n nn kn gn	 m mm mb	 d dd	 g gg	 c k ck cc ch	 r rr wr	 h
 b bb	 f ff ph	 l ll le al	 j g dge ge	 v vv ve	 w wh	 x	 y	 z zz s se ze	 qu
 ch tch ture	 sh ch ti ssi si ci	 th	 ng	 nk	 a	 e ea	 i y	 o a	 u o-e ou

 ai ay a a-e eigh aigh ey ea	 ee ea e e-e ie y ey	 igh ie i i-e y	 oa o o-e ou oe ow	 oo ue u-e ew ou ui	yoo ue u u-e ew	 oo u* oul	 ar a* al*
 or aw au aur oor al a oar ore	 ur er ir or	 ow ou	 oi oy	 ear ere eer	 air are ere ear	zh su si	

*depending on regional accent



SUPPORT FOR PARENTS

<https://www.littlewandle.org.uk/resources/for-parents/>

Navigation bar containing the Little Wandle logo, a 'Login' button with a user icon, a 'Join' button, and a 'Book a free briefing' button. A horizontal menu lists: About, What's included?, Membership, For parents (highlighted with an orange circle), For English Hubs, Everybody read!, and Reaching every child.



Phase 2 sounds taught in Reception Autumn 1

Phase 2 sounds taught in Reception Autumn 2

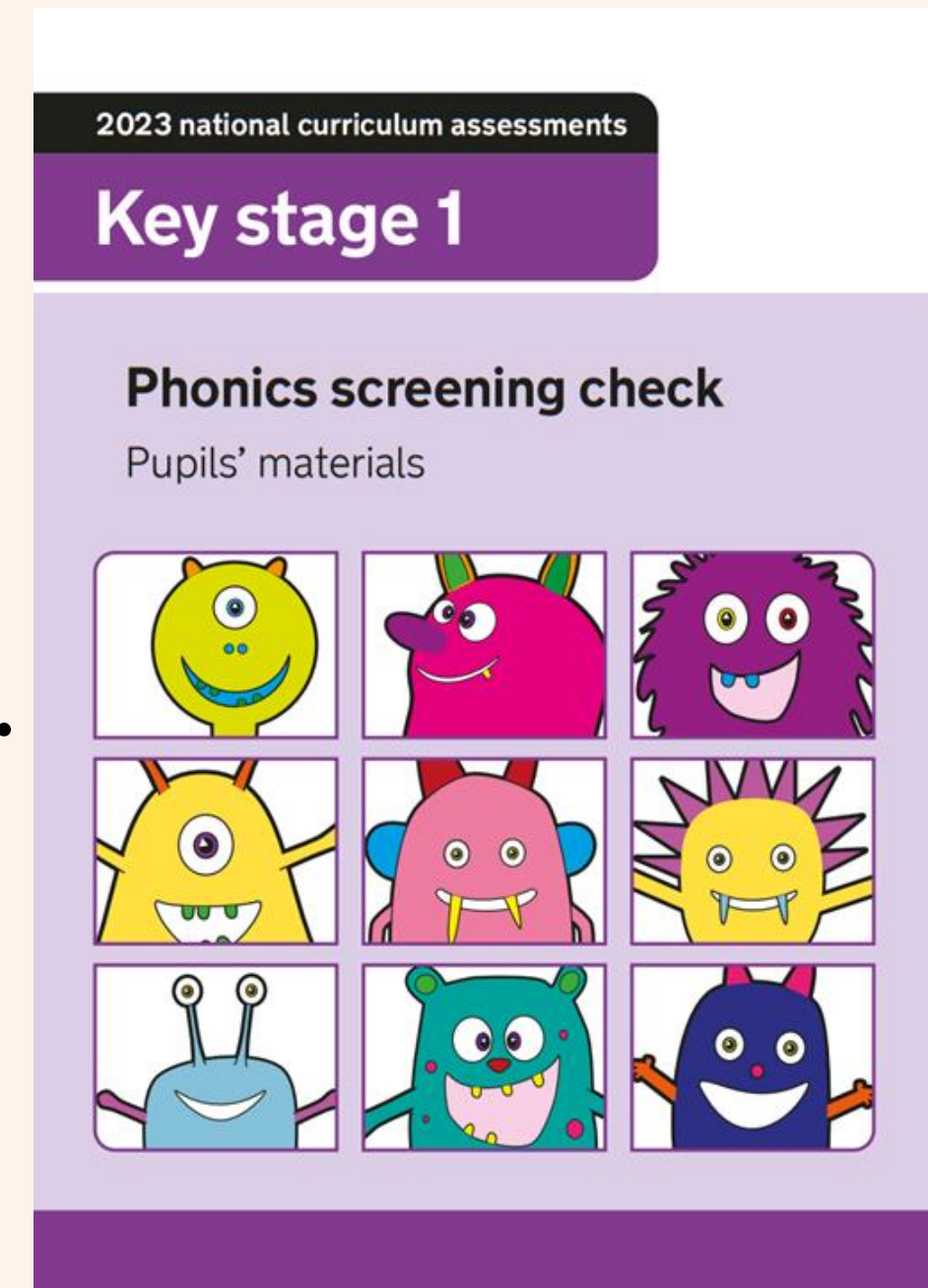
Phase 3 sounds taught in Reception Spring 1

How to say Phase 5 sounds




HOW DOES IT WORK?

- **Your child will sit with a member of staff that they know.**
- **They will be asked to read 40 words aloud.**
- **This takes just a few minutes to complete, but there is no time limit.**
- **If your child is struggling, the teacher will stop.**
- **It has been carefully designed not to be stressful for your child.**






ALIEN WORDS



- **The check will contain 20 'alien words'.**
- **Alien words assess children's decoding skills and are used in lessons for the purpose of preparing for the Phonics Screening Check only.**
- **Children cannot read these words by using their memory or known vocabulary, so they have to use their decoding skills. This is a fair way to assess their ability to decode.**



ALIEN WORDS



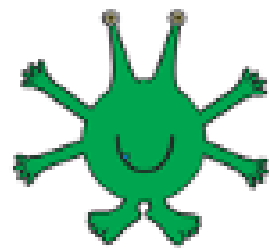



Children learn that one grapheme can make more than one sound.

For example 'e' can be /e/ as in 'let' or e can be /ee/ as in 'equal'.

Any use of alternative sounds in alien words will be accepted as a correct answer.

Section 2

brend	
throst	
stret	
spraw	

Page 15 of 24



HOW TO HELP AT HOME

Read every day!

Segment and blend

Practise speedy sound cards

Online games

Add sound buttons to words

PhonicsPlay

Chunk longer words. E.g- car-park




Dear Parent(s)/carer(s),

Please scan this QR Code to prepare for the P.S.C

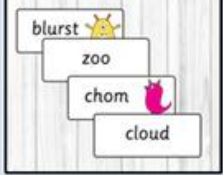
Yours sincerely,

Mrs Booth & Mrs Prince



SCAN ME

Key stage 1
Phonics Screening Practice
Set 1



Spot digraphs / trigraphs first



SOUND BUTTONS

Dots (single letter sounds)

c a t

Dashes (digraphs / trigraphs)

th ink

Rainbow (split digraphs)

s p a c e



THANK YOU!





ANY QUESTIONS?

2024 national curriculum assessments

Key stage 1

Phonics screening check
Pupils' materials



brend 	label
throst 	vanish
stret 	blossom
spraw 	thankful

