





Nursery Homework – Spring 2

Set Menu: Timetables, spellings, daily reading, phonics practice

We will be looking for children to be reading at home (if they are ready for a reading book from school) with their parents and sharing library books and own choice of story books. Listening to children read will enable them to grow in confidence as they become fluent readers. Once children are able to read fluently, and with expression, hold discussions around their comprehension of the texts,. If your child is reluctant to read, they could listen to audio books and share their own favourite stories with you. We want them to foster a love of books, so please don't underestimate the value of reading to your child. We are all very grateful for your support.

Added Extras:

We would like you to encourage your child to complete as many of the activities from the menu as they like at home, but NO LESS than 3 over the half term, This can be recorded (if appropriate) in the homework books. We will ask for homework books in during the last week of each half term in order for us to share and celebrate this learning.

Experience It	Play it	Perform it
<p>Can you take a walk around our local area, close to our towns fields. Can you spot any farms? What animals can you spot in the fields ? Are there any cows? Are there any sheep? When you are out and about travelling, can you spot any farms.</p> <p>Can you take a trip to a local farm, Share in discussion with your grown up all about what the animals, What animals can you see? What do they need to eat?</p> <p style="text-align: center;">Don't forget to send photographs/videos into the homeworknurs@knypersley.staffs.sch.uk</p>	<p>It's CBEEBIES TIME!!!! Log into Cbeebies games on iplayer. Can you Explore the games:</p> <ul style="list-style-type: none"> A year on the farm Number blocks – 0-5 <div style="display: flex; justify-content: space-around; align-items: center;">   </div>	<p>Can you make a musical instrument. Please see the Nursery webpage for a poster of ideas.</p> <p>Can you put on your own musical show for your grown ups or family and use your instrument alongside singing some familiar songs, You could include Old Macdonald had a farm too.</p>
Create It	Write it , Read it	Nurture it
<p>Can you paint your favourite animal from the farm? Don't forget to use shape within your painting? You can be as creative as you like. We have been learning all about colour mixing, you could practise this to make the colours for your painting.</p> <p>Can you create your favourite farm animals using play-doh or clay?</p> <p style="text-align: center;">Send your photographs of your models into homeworknurs@knypersley.staffs.sch.uk so we can share them with all of your friends.</p>	<p>Can you share your favourite stories with a grown up. Can you share your love of stories in different places together. Take some pictures of your story times in different places. Maybe you could build a tent and read your stories inside it?</p> <p style="text-align: center;">Follow Squiglet and draw a cow with him. Don't forget to hold your pencil in a tripod grip.</p> <div style="text-align: center;"> <p><small>www.youtube.com > watch</small></p> <p>Get Squiggling - Cow Episode - YouTube</p>  <p><small>Get Squiggling - Cow Episode ... Squiglet shows the audience how to draw magical characters which leap ...</small></p> <p><small>YouTube · Wizz · 9 Sept 2015</small></p> </div>	<p>Can you talk about your feelings with a grown up every day. How are you feeling? What makes you feel happy? What makes you feel sad? How can you make yourself feel better?</p> <p>Have some relaxing time! Join in with cosmic yoga on the farm following the link below:</p> <div style="text-align: center;"> <p><small>www.youtube.com > watch</small></p> <p>Yoga Time! On The Farm Cosmic Kids - YouTube</p>  <p><small>Yoga Time! On The Farm Cosmic Kids ; Easy, fun yoga designed specially for toddlers - with songs ...</small></p> <p><small>YouTube · Cosmic Kids Yoga · 28 Mar 2019</small></p> </div>