

Please find today's learning tasks below. The table below explains the tasks and you will find the resources underneath.

Year group: Reception		Date: Monday 29th June		
	Challenge 1	Challenge 2	Challenge 3	
English	<p>Today it's time to travel from the continent of Australia and take a dive into the Ocean to find the reefs, did you know that reefs can be found in the Pacific Ocean, Indian Ocean, Caribbean Sea, the Red Sea and the Persian Gulf. Have a look on the globe or map of the world and see if you can spot any of these different seas.</p> <p>The largest and most famous reef is called The Great Barrier Reef and can be found just off the coast of Australia.</p> <p>Watch Go Jettors, Series 1, Episode 39, The Great Barrier Reef, Australia listen out for the Funky Facts that they tell you and then see if you can complete the attached challenges.</p>			
	<p>Use the attached sheet called under the sea to play I spy, this will help you to revisit and learn your initial letter sounds so that you get used to hearing them at the beginning of words.</p>	<p>There are lots of fish under the sea. The word fish ends with the blend 'sh', can you complete the attached sheet and think of and write 3 more words that end with 'sh'.</p>	<p>I would like you to become a phoneme spotter, I have attached a sheet for you to find all the words with 'sh' in them. Use a highlighter and highlight them as you find them, remember they might be at the end as well as the beginning of the word.</p>	
Phonics/ Reading	<p>Please visit Oxford Owls to read a book and Phonics play has some super phonic games</p>	<p>Please visit Oxford Owls to read a book and Phonics play has some super phonic games</p>	<p>Please visit Oxford Owls to read a book and Phonics play has some super phonic games</p>	
Maths	<p>We have now finished our maths topic on Measure and it is time to ensure that we haven't forgotten how to count amounts and add objects together. Hence this week we will return to counting out amounts, counting on and adding amounts to find a total.</p>			
	<p>Attached is a counting sheet, this should really prove to be too easy for you now, but I'd like you to show me how excellent your counting skills are and whether you can write the numbers correctly and facing the right way.</p> <p>When you have succeeded with this sheet you might like to try Challenge 2.</p>	<p>Attached is an addition sheet for you to complete. You will need to count accurately by touch counting the objects and entering the number to represent the amount of each set underneath the objects onto the line. Carefully count both sets together before writing the total amount into the circle .</p>	<p>Using the attached sheet you will need to spend some time counting to find the total of each different sea creature, you might want to write this down somewhere and then use what you know to help you to add the two different sets together.</p> <p>Make sure you touch count each object and make sure you for the numbers correctly.</p>	
Transition Set by Year 1				

Under the Sea

I spy with my little eye




Challenge 2


Have a look at the three words ending with 'sh', see if you can use the sound buttons to help you to read the words independently .

Now try to write three more words that end with 'sh', can you draw on the sound buttons to help someone else to read the words. If you would like to illustrate the words you choose then you can do.

f i sh




The word 'fish' is written in a simple font. Below the letters are sound buttons: a dot under 'f', a dot under 'i', and a horizontal bar under 'sh'. A thick black arrow points to the right below these buttons. To the right of the sound buttons is a colorful illustration of a fish.




A large empty rectangular box with a black border, intended for writing a word.

b u sh

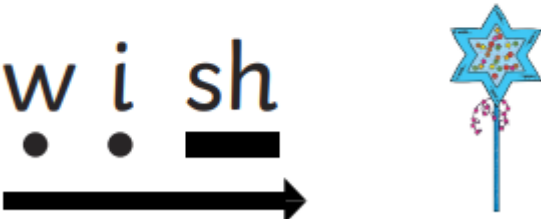


The word 'bush' is written in a simple font. Below the letters are sound buttons: a dot under 'b', a dot under 'u', and a horizontal bar under 'sh'. A thick black arrow points to the right below these buttons. To the right of the sound buttons is a green illustration of a bush.




A large empty rectangular box with a black border, intended for writing a word.

w i sh

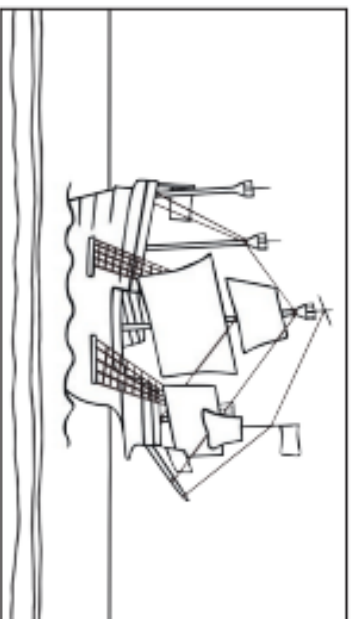


The word 'wish' is written in a simple font. Below the letters are sound buttons: a dot under 'w', a dot under 'i', and a horizontal bar under 'sh'. A thick black arrow points to the right below these buttons. To the right of the sound buttons is a blue illustration of a wish star on a stick.



A large empty rectangular box with a black border, intended for writing a word.

The Ship and the Shark



A ship was at sail. It had been a long trip.



Captain Shep was looking for fish, for the fish and chip shop. He was cross. No fish had been seen!



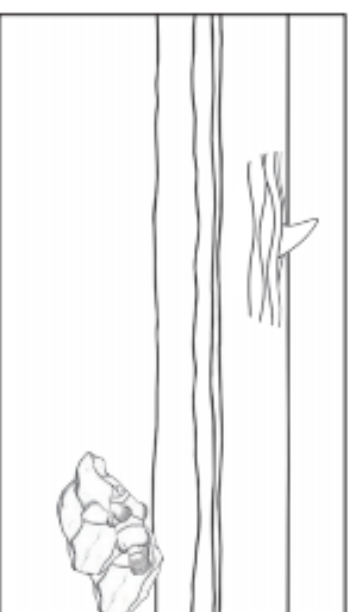
On a dark night, the ship crashed into a cliff. The captain fell in!



Near the ship, a shark was swimming. The shark's fin went to Shep.



He was yelling for help. The shark put the captain on his back and took him back to the ship.



As a thank you, Captain Shep put a fish on a rock for the shark.

Under the Sea Counting

Write how many items there are in the circle.



Under The Sea Addition

Count the pictures and write down the answers in the circles.

4 crabs + 4 crabs =

6 fish + 4 fish =

3 octopuses + 3 octopuses =

5 seahorses + 2 seahorses =

4 turtles + 1 turtle =

Under the Sea I Spy and Add to 20



Challenge 3

Under the Sea I Spy and Add to 20

Count the number of each type of sea creature needed in the addition number sentence. Write the numbers in the boxes to create and then solve an addition number sentence.



+



=



+



=



+



=



+



=



+



=