


Please find today's learning tasks below. The table below explains the tasks and you will find the resources underneath.

Year group: Reception		Date: Thursday 9th July	
	Challenge 1	Challenge 2	Challenge 3
Maths	<p>Today is all about careful observation and accurate counting, as well as the correct number formation.</p> <p>Attached is a sheet with an underwater scene, you might like to colour the sea creatures of all the same kind so that it makes counting them a little easier.</p> <p>Grown-ups please encourage your child to look carefully around the picture and touch each object as they count.</p> <p>Please observe your child writing the number and if they do not form it correctly please stop them and model how to write it, then allow them to complete.</p> <p>If you notice that there are any specific numbers that they continually write the wrong way, spend time practicing these ready for Year 1.</p>	<p>Today we are going to see how much you can remember about 'odd and even' numbers.</p> <p>Do you remember needing to be able to share the amount equally for the number to be even and if the amount couldn't be shared then it must be odd!</p> <p>Have a look at the attached sheet, you have some pictures of fish to sort into 'odd' amounts and 'even' amounts. You can use real objects to share between two people if you are unsure.</p> <p>Now paste them into the correct set on the sheet.</p>	<p>Today we are going to see how much you can remember about 'odd and even' numbers.</p> <p>We have done a similar activity to the one I have attached before and I wanted to ensure you have continued to understand what 'odd and even' looks like.</p> <p>I'm sure you might remember whether some of the numbers are odd or even from memory so you might not have to use counters to help you with all of them. However if you do feel unsure then do as the sheet suggests and get yourself enough counters to see if you can share them equally.</p> <p>Don't forget to write the corresponding numbers into the 'odd' and 'even' boxes.</p> <p>Finally complete the questions with your best sentences.</p>
Phonics/Reading	Please visit Oxford Owls to read a book and Phonics play has some super phonic games	Please visit Oxford Owls to read a book and Phonics play has some super phonic games	Please visit Oxford Owls to read a book and Phonics play has some super phonic games
English	<p>Following on from listening to the story. The Worrysaurus got rid of his worries by thinking about the items in his little tin.</p> <p>What is there wasn't a little tin! Today I would like you to think about ways you could help your friend to feel less worried.</p> <p>If you knew that your friend was worried about coming back to school in September, what could you do to help them.</p> <p>Talk to your grown-up about your ideas and solutions to the problem.</p> <p>Now choose your best ideas and write it on the attached sheet, remember to use proper sentences, you must include a capital letter, finger spaces between your words and a full stop at the end. You must also be able to read back your sentence to check that it makes sense.</p>		
Transition	<p>Don't forget to complete as many of the transition activities as you can, your new teachers want to see what you can do.</p> <p>Please send a photo of any work for me to tweet!</p>		

# Challenge 1

Count how many creatures are in the rockpool...



**crabs**

**starfish**

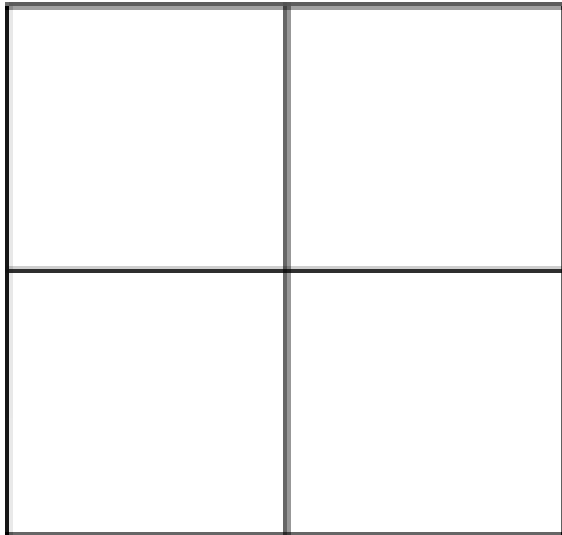
**jellyfish**

**fish**

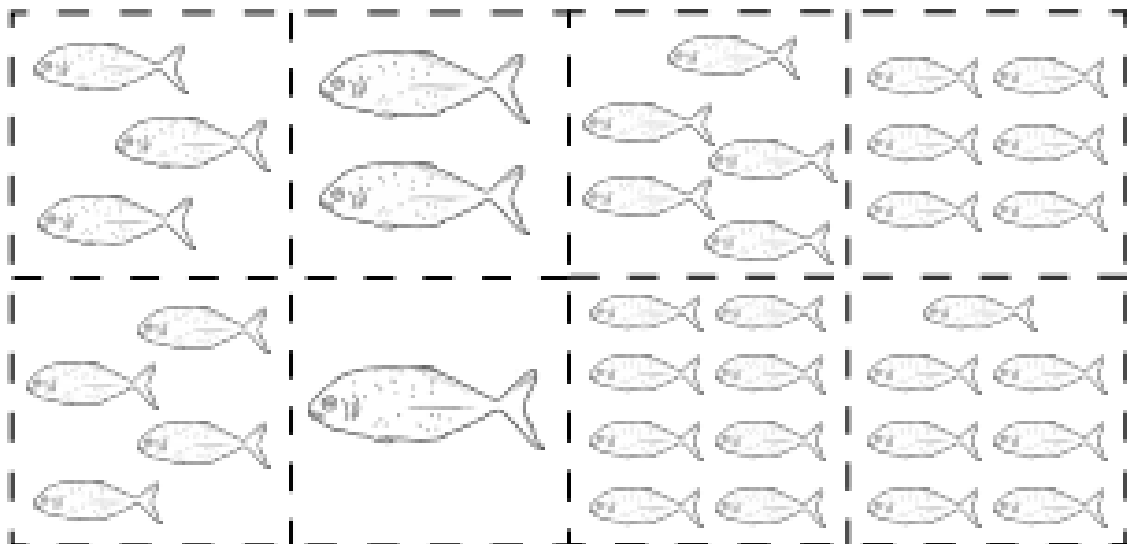
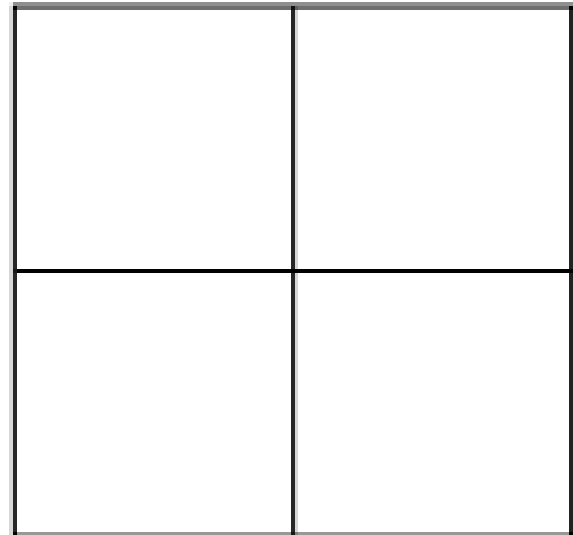
## Challenge 2

Count the number of fish in each square, then cut and past them in the correct category.

odd numbers



even numbers



# Is My Number Odd or Even?

To complete this activity, you are going to need 20 cubes or counters.

We are always told that even numbers can be shared into two even groups.

Make each of the following numbers using your cubes or counters and see if you can split them into two equal groups. Now write them into the corresponding

Colour the even numbers on the chart blue. boxes below.

1	2	3	4	5	6	7	8	9	10
11	12	13	14	15	16	17	18	19	20

Odd	Even

What did you notice about the two groups?

---

What did you notice about the odd numbers?

---

# Challenge 1, 2 and 3



---

---

---

---

---

---

---

---