


## Year 2

All of our work for the next two weeks is based around the book 'Starry Eyed Stan' Please find today's learning tasks below.

The table below explains the tasks and you will find the resources underneath. Your child will know which challenge they usually access in each subject and which task will be appropriate for them.

<b>Year group: 2</b>		<b>Date: 09.07.2020</b>		
<b>English</b>	Starry Eyed Stan. Please read the story together again –There is a Powerpoint of the story or you can listen or read to the e –book.			
	<b>Bronze</b>	<b>Silver</b>	<b>Gold</b>	
		Today we'd like you to complete the diary writing activity. Use the sheet or write your own in your book.	Today we'd like you to complete the diary writing activity. Use the sheet or write your own in your book.	Today we'd like you to complete the diary writing activity. Use the sheet or write your own in your book.
<b>Maths</b>	Warm Up – follow this link to complete your maths warm up. <a href="https://mathsframe.co.uk/en/resources/resource/116/telling-the-time">https://mathsframe.co.uk/en/resources/resource/116/telling-the-time</a> try to match the clocks and their times.			
	<b>Bronze</b>	<b>Silver</b>	<b>Gold</b>	
	Complete the time activities. Is it o'clock, half past, quarter past or quarter to? It might help to use the clock here <a href="https://www.topmarks.co.uk/time/teaching-clock">https://www.topmarks.co.uk/time/teaching-clock</a> If you don't have a printer write the times into your book.	Complete the time activities. Can you read the time to the nearest 5 minutes? It might help to use the clock here <a href="https://www.topmarks.co.uk/time/teaching-clock">https://www.topmarks.co.uk/time/teaching-clock</a> If you don't have a printer write the times into your book.	Complete the time problem activities. It might help to use the interactive clock to help you. Click the link <a href="https://www.topmarks.co.uk/time/teaching-clock">https://www.topmarks.co.uk/time/teaching-clock</a> If you don't have a printer write the times into your book.	
<b>Reading</b>	Choose an activity from the reading Bingo sheet.			
<b>Phonics</b>	Complete the BBC bite size activity linked to first, second or third person for our grammar activity. <a href="https://www.bbc.co.uk/bitesize/topics/zrqqtfr/articles/zxdhsg8">https://www.bbc.co.uk/bitesize/topics/zrqqtfr/articles/zxdhsg8</a> watch the clip then play the sorting game.			

Unless otherwise specified, please complete the tasks in either your home learning book or print out the document below.



# Starry-Eyed Stan's Diary

Imagine you are Stan. How did you feel when Lancelot appeared? What did you do? How did the other creatures help you? How did your feelings change after the starfish saved you from Lancelot?

Write a diary entry from Stan's point of view.

A good diary entry will have:

- lots of description of important events in the order that they happened;
- past tense verbs (e.g. scuttled, swam, sung);
- time words (e.g. first, next, then).

Dear Diary,

---

---

---

---

---

---

---

---

---

---

---

---

---

---

---

---

---

---

---

---

---


---

---

---

---

---



# Starry-Eyed Stan's Diary

Imagine you are Stan. How did you feel when Lancelot appeared? What did you do? What did you say? How did the other creatures help you? How did your feelings change overtime? Write a diary entry from Stan's perspective.

A good diary entry will:

- contain adjectives to describe important events and feelings;
- have time words to sequence events in the order they happened;
- be written in the past tense;
- contain conjunctions to give the reader more detail (and, because, but).

Dear Diary,

---

---

---

---

---

---

---

---

---

---

---

---


---

---

---

---

---



# Tell the Time: Writing the Time

Write the time shown on each clock.



\_\_\_\_\_

\_\_\_\_\_

\_\_\_\_\_

\_\_\_\_\_

\_\_\_\_\_

\_\_\_\_\_



\_\_\_\_\_


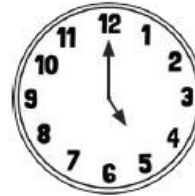
\_\_\_\_\_

\_\_\_\_\_

\_\_\_\_\_

\_\_\_\_\_

\_\_\_\_\_



\_\_\_\_\_


\_\_\_\_\_

\_\_\_\_\_

\_\_\_\_\_

\_\_\_\_\_

\_\_\_\_\_



\_\_\_\_\_

\_\_\_\_\_

\_\_\_\_\_

\_\_\_\_\_

\_\_\_\_\_

\_\_\_\_\_

\_\_\_\_\_

# Tell the Time: Drawing the Time

Draw the time on each clock.



9 o'clock



half past 3



6 o'clock



half past 4



quarter past 2



half past 1



quarter to 11



11 o'clock



half past 2



5 o'clock




quarter past 1



half past 5



quarter to 8



3 o'clock



half past 6



quarter to 1



half past 7



quarter past 8



10 o'clock



half past 12



quarter past 11



quarter to 4



half past 6



2 o'clock

# Tell the Time: Writing the Time

Write the time shown on each clock.



\_\_\_\_\_

\_\_\_\_\_

\_\_\_\_\_

\_\_\_\_\_

\_\_\_\_\_

\_\_\_\_\_



\_\_\_\_\_

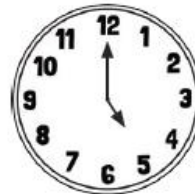
\_\_\_\_\_

\_\_\_\_\_

\_\_\_\_\_

\_\_\_\_\_

\_\_\_\_\_



\_\_\_\_\_

\_\_\_\_\_

\_\_\_\_\_

\_\_\_\_\_

\_\_\_\_\_

\_\_\_\_\_



\_\_\_\_\_

\_\_\_\_\_

\_\_\_\_\_

\_\_\_\_\_

\_\_\_\_\_

\_\_\_\_\_

# Tell the Time: Drawing the Time

Draw the time on each clock.



9 o'clock



half past 3



10 to 5



25 past 4



quarter past 2



half past 12



20 to 11



3 o'clock



half past 9



25 to 5



quarter to 1



10 to 7



quarter to 8



10 o'clock



half past 6



25 to 1



half past 7



quarter past 8



20 to 10



20 past 12



25 past 11



10 to 4



half past 6



2 o'clock



# Tell the Time: Writing the Time

Write the time...

1 hour before



\_\_\_\_\_

1 hour after



\_\_\_\_\_

3 hours before



\_\_\_\_\_

4 hours after



\_\_\_\_\_

20 minutes before



\_\_\_\_\_

40 minutes after



\_\_\_\_\_

half an hour before



\_\_\_\_\_

three quarters of an hour after



\_\_\_\_\_

one hour and a half before



\_\_\_\_\_

two and a half hours after



\_\_\_\_\_

two hours, 40 minutes after



\_\_\_\_\_

one hour fifty-five minutes before



\_\_\_\_\_

# Tell the Time: Drawing the Time

Draw the time...

1 hour before  
4 o'clock



1 hour after  
half past 8



3 hours before  
quarter past 3



4 hours after  
quarter to 7



40 minutes  
before 5:40



40 minutes  
after 2:05



half an hour  
before 9:20



three quarters of  
an hour after 3:05



one hour and a  
half before 6:50



two and a half  
hours after 11:10



two hours, 40  
minutes after 1:35



one hour fifty-five  
minutes before 3:25

