

Please find today's learning tasks below. The table below explains the tasks and you will find the resources underneath.




Year group: Reception		Date: Friday 10th July	
	Challenge 1	Challenge 2	Challenge 3
English	<p>This week's story has been all about worries and how we can help others who feel worried.</p> <p>Today we are going to cheer ourselves up and think instead about feeling HAPPY !!</p> <p>Watch the powerpoint that has been uploaded on the school website, talk with your grown-up about your own happy feelings, what gives you that 'glow' inside?</p> <p>I'd like you to create a character called 'HAPPYSAURUS' Can you draw your Happysaurus onto the attached paper, and remember to colour it and add your name to the bottom.</p> <p>To complete our learning I would like you to write a short story. Your story must have your main character called Happysaurus. There can be one other character if you would like there to be. I would like your main character to always be happy until something happens that changes his/her feelings. You need to think carefully about what's going to happen and how are you going to get Happysaurus back to feeling happy? I'd like your story to have a happy ending.</p> <p>Before you start to write, make sure you've got some sort of plan, you might like to draw a simple story board using pictures or make a few notes of some of the words you are going to write.</p> <p>Keep saying the sentence to yourself whilst you write it down. Don't try to remember and write the whole story in one go. Keep stopping and check what you have written, does it sound OK?</p> <p>I hope you enjoy the chance to be creative with your writing, don't worry too much about your spelling although you should try to get those common exception words spelt correctly if you have been learning them.</p>		
Phonics/ Reading	Please visit Oxford Owls to read a book and Phonics play has some super phonic games	Please visit Oxford Owls to read a book and Phonics play has some super phonic games	Please visit Oxford Owls to read a book and Phonics play has some super phonic games
Maths	<p>Today's challenge is to see if you can spot the number pattern and identify which number is missing.</p> <p>Attached is a sheet for you to complete.</p> <p>First cut around the numbers and lay them out so that you can easily read each one. Check you can read them by saying them out loud.</p> <p>Next have a look at the first set of 3 numbers, Identify the very first one and see if you can count on.</p> <p>Now stick that missing number into the empty space.</p> <p>Finally say the sequence of numbers out loud, does it sound right?</p>	<p>Today I would like you to write as many numbers as you can.</p> <p>I have attached an empty square this is also called a 100 square because there are enough blank spaces for you to write up to the number 100.</p> <p>Start on the number one and move across the row writing the numbers in sequence, when you get to the end box you must come back to the beginning of the next row, if you don't do this, you will not be able to see a pattern forming.</p> <p>After your child has completed several rows ask them if they can see a pattern with the numbers above in the columns.</p>	<p>I would like you to spend some time looking at the 100 square (see attached) what do you notice about it?</p> <p>Grown-ups shout out a number up to 100 and see how quickly your child can find it, what can they tell you about the number on the left and right of it, is there a number above it, what do you notice, is there a number below it, what do you notice?</p> <p>Attached is a sheet showing you parts of a 100 square, can you work out what the missing numbers are, you can use the 100 square to help you.</p> <p>Extension—Grown-ups cut up the hundred square into jigsaw pieces and hand them to your child to see if they can put the 100 square back together.</p>
Transition	<p>Don't forget to complete as many of the transition activities as you can, your new teachers want to see what you can do.</p> <p>Please send a photo of any work for me to tweet!</p>		

The Happysaurus

Written and Illustrated by

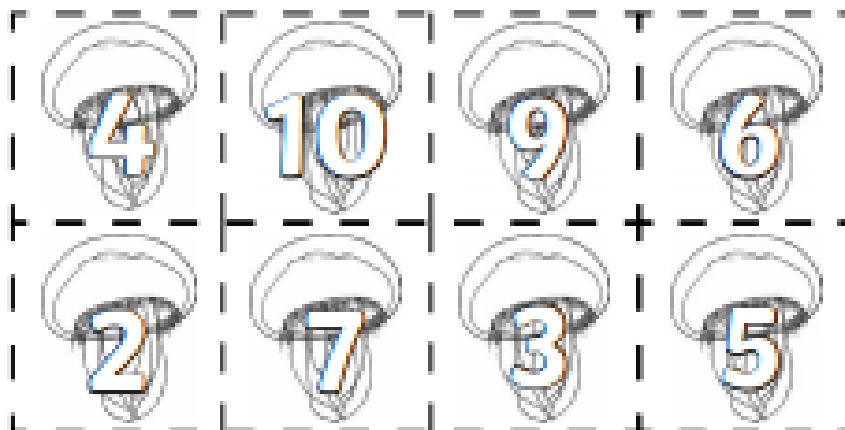





Challenge 1, 2
and 3

The Happysaurus



Challenge 1

Cut and paste the missing numbers.



Missing Numbers

Fill in the missing numbers from these sections of hundred squares.

14	15		17
	25	26	

83		85	86
93			96

36	37	
		48
56	57	58

		10
18	19	20
28	29	

Challenge 2 and 3

100 Square

100	99	98	97	96	95	94	93	92	91
90	89	88	87	86	85	84	83	82	81
80	79	78	77	76	75	74	73	72	71
70	69	68	67	66	65	64	63	62	61
60	59	58	57	56	55	54	53	52	51
50	49	48	47	46	45	44	43	42	41
40	39	38	37	36	35	34	33	32	31
30	29	28	27	26	25	24	23	22	21
20	19	18	17	16	15	14	13	12	11
10	9	8	7	6	5	4	3	2	1