





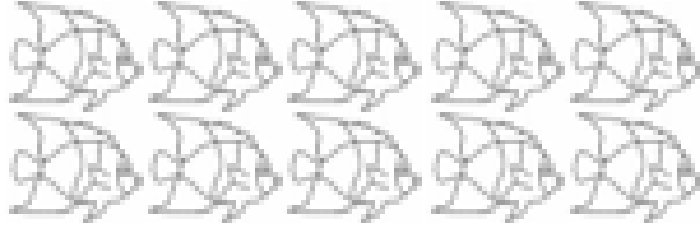


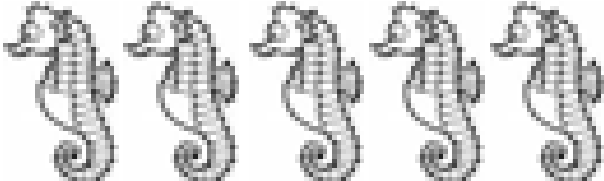
Please find today's learning tasks below. The table below explains the tasks and you will find the resources underneath.

Year group: Reception		Date: Wednesday 1st July	
	Challenge 1	Challenge 2	Challenge 3
English	 <p>Talk through your ideas with a grown-up and together work out your sentence, you could make the sentence first by writing each word onto a piece of paper and then putting them in order so that you can copy them down. Make sure you can read your own sentence back.</p>	<p>I would like everyone today to get involved in some writing. I want you all to write some sentences about what you can see on the front cover of the story book; Sully the Seahorse.</p> <p>Remember to tell your grown-up what a good sentence needs and you must be able to read it back when you have finished.</p> <p>Plan your sentences first, always know what you are going to write. Check with your grown-up that your sentence sounds ok, if you need help to write any difficult words then do that before you start. The rest of the sentence you must try to do</p>	<p>Plan your sentences first, always know what you are going to write, make sure your sentences make sense and check with a grown-up if you want to make sure. Use your phonics to help you write those more unusual words and don't forget to use everything that a good sentence needs.</p>
Phonics/ Reading	Please visit Oxford Owls to read a book and Phonics play has some super phonic games	Please visit Oxford Owls to read a book and Phonics play has some super phonic games	Please visit Oxford Owls to read a book and Phonics play has some super phonic games
Maths	<p>More or Less</p> <p>Today we need to make sure that you understand the words 'more' and 'less'. These words are important and get used a lot when we think about numbers.</p> <p>I have attached a sheet that checks your understanding of these words, at the bottom of the sheet I have included a 0 to 10 number line, this should assist you in deciding whether the number is more than or less than.</p> <p>If you find this difficult, work practically with objects and count out groups, this will be more visual.</p>	<p>Make a Tally chart</p> <p>Sometimes when there are lots of objects, it is easier to represent the objects with tally lines.</p> <p>If we focused on counting the whales first, every time we touched one of the whales we draw a tally line and we keep doing this until all the whales have been touched.</p> <p>When you draw tally lines you need to put them into sets of 5 e.g.</p>  <p>Then you count in fives to find the total.</p>	<p>Make a Tally chart</p> <p>Sometimes when there are lots of objects, it is easier to represent the objects with tally lines.</p> <p>If we focused on counting the whales first, every time we touched one of the whales we draw a tally line and we keep doing this until all the whales have been touched.</p> <p>When you draw tally lines you need to put them into sets of 5 e.g.</p>  <p>Then you count in fives to find the total.</p>
Transition set by Year 1			

Challenge 1

There are 8 octopuses. Count the sea creatures.

Are there more or less? Tick the right box.


		
	more	<input type="checkbox"/>
	less	<input type="checkbox"/>
	more	<input type="checkbox"/>
	less	<input type="checkbox"/>
	more	<input type="checkbox"/>
	less	<input type="checkbox"/>
	more	<input type="checkbox"/>
	less	<input type="checkbox"/>

										
0	1	2	3	4	5	6	7	8	9	10

Challenge 2 and 3

Make a Tally chart

With a grown-up's help see if you can turn the information from the picture into a tally chart below. Remember that for every sea creature you draw one tally line.



Animal	Tally	Total
