


Year 2

All of our work for the next two weeks is based around the book 'Don't hog the hedge!' Please find today's learning tasks below.

The table below explains the tasks and you will find the resources underneath. Your child will know which challenge they usually access in each subject and which task will be appropriate for them.

Year group: 2		Date: 25.06.20		
English	Don't hog the hedge!			
				
	Bronze	Silver	Gold	
	Watch the alliteration Powerpoint then complete the sheet about yourself and a friend. You might need a grown up to help you.	Watch the alliteration Powerpoint then complete the sheet about yourself and a friend. You might need a grown up to help you.	Watch the alliteration Powerpoint then complete the sheet about yourself and a friend. You could use a dictionary or thesaurus to help you up-level your words.	
Maths	Warm Up – follow this link to complete your maths warm up. https://www.bbc.co.uk/bitesize/collections/primary-games/1 choose a game to help you secure any maths which you need help with.			
	Bronze	Silver	Gold	
	Can you solve the emoji code? There is a challenge to make your own code if you enjoy it.	Can you solve the emoji code? There is a challenge to make your own code if you enjoy it.	Can you solve the emoji code? There is a challenge to make your own code if you enjoy it.	
Reading	Choose an activity from the reading Bingo sheet.			
Phonics	Follow the link to https://www.bbc.co.uk/bitesize/topics/zcgv39q/articles/z38t6fr learn about compound words and play the games.			


Unless otherwise specified, please complete the tasks in either your home learning book or print out the document below.

Alliteration

Write your name in the box.

Can you think of any words that begin with the same letter to describe yourself? Write them around the outside of the box.

For example: super Sam.



Now think of some of your friends' names.


Can you describe them using alliteration?



Emoji Code Breaker

Complete the code using these symbols.

a = 

h = 


o = 


v = 


b = 

i = 

p = 


w = 

c = 


j = 

q = 

x = 

d = 

k = 

r = 


y = 

e = 

l = 

s = 

z = 


f = 

m = 

t = 

g = 

n = 

u = 

Bronze

Emoji Code Breaker

Complete the code.





Silver

Emoji Code Breaker

Complete the code.





Gold

Emoji Code Breaker

Complete the code.







Emoji Code Breaker

Write an emoji message to a friend by using a secret code. Use the table below to create 26 different emoji symbols for each letter of the alphabet. Then, using these symbols write your friends a secret message.

a	b	c	d	e	f	g	h	i	j	k	l	m

n	o	p	q	r	s	t	u	v	w	x	y	z

