


## Year 2

All of our work for the next two weeks is based around the book 'Don't hog the hedge!' Please find today's learning tasks below.


The table below explains the tasks and you will find the resources underneath. Your child will know which challenge they usually access in each subject and which task will be appropriate for them.

Unless otherwise specified, please complete the tasks in either your home learning book or print out the document below.

<b>Year group: 2      Date: 22.06.20</b>			
<b>English</b>	Don't hog the hedge! Please read the story together again – maybe you could even try out your own voices for the characters or act it out with your family!! There is a Powerpoint of the story or you can listen or read to the e –book. <div style="text-align: right;"></div>		
	<b>Bronze</b>	<b>Silver</b>	<b>Gold</b>
	Today there is a postcard writing activity for you to complete about Toby the toad You can use the outline below if you like or write it into your book.	Today there is a postcard writing activity for you to complete about Toby the toad You can use the outline below if you like or write it into your book.	Today there is a postcard writing activity for you to complete about Toby the toad You can use the outline below if you like or write it into your book.
<b>Maths</b>	Warm Up – follow this link to complete your maths warm up. <a href="https://www.topmarks.co.uk/symmetry/symmetry-matching">https://www.topmarks.co.uk/symmetry/symmetry-matching</a> This is a game linked to symmetry, choose your level.		
	<b>Bronze</b>	<b>Silver</b>	<b>Gold</b>
	Today you will be completing a symmetry activity. Complete the sheet below.	Today you will be completing a symmetry activity. Complete the sheet below.	Today you will be completing a symmetry activity. Complete the sheet below.
<b>Reading</b>	Choose another activity from our reading bingo sheet – what will you choose today?		
<b>Phonics</b>	Complete the activities from the SPAG mat for today, choose bronze silver or gold.		

# Don't Hog the Hedge!

Toby the Toad has hopped away from his home in the pond to spend winter with Hattie in the hedgerow. Imagine that you are Toby and write a postcard home to tell everyone about your adventure.



### You might want to include:


- where you have been;
- what you have seen;
- who was in the hedge with you;
- what it looked like inside the hedge.

### Useful words and phrases:

dear	hunker
hedge	croaked
hedgerow	comfy
thud	dormice
shuffle	bumblebee
Hattie	squashed
marvellous	Billy the bat

# Don't Hog the Hedge!

Toby the Toad has hopped away from his home in the pond to spend winter with Hattie in the hedgerow. Imagine that you are Toby and write a postcard home to tell everyone about your adventure.




You might want to include:

- where you have been;
- what you have seen and done;
- who was in the hedge with you and what they were like;
- what it looked like and felt like inside the hedge;
- when you will be coming home.



# Don't Hog the Hedge!

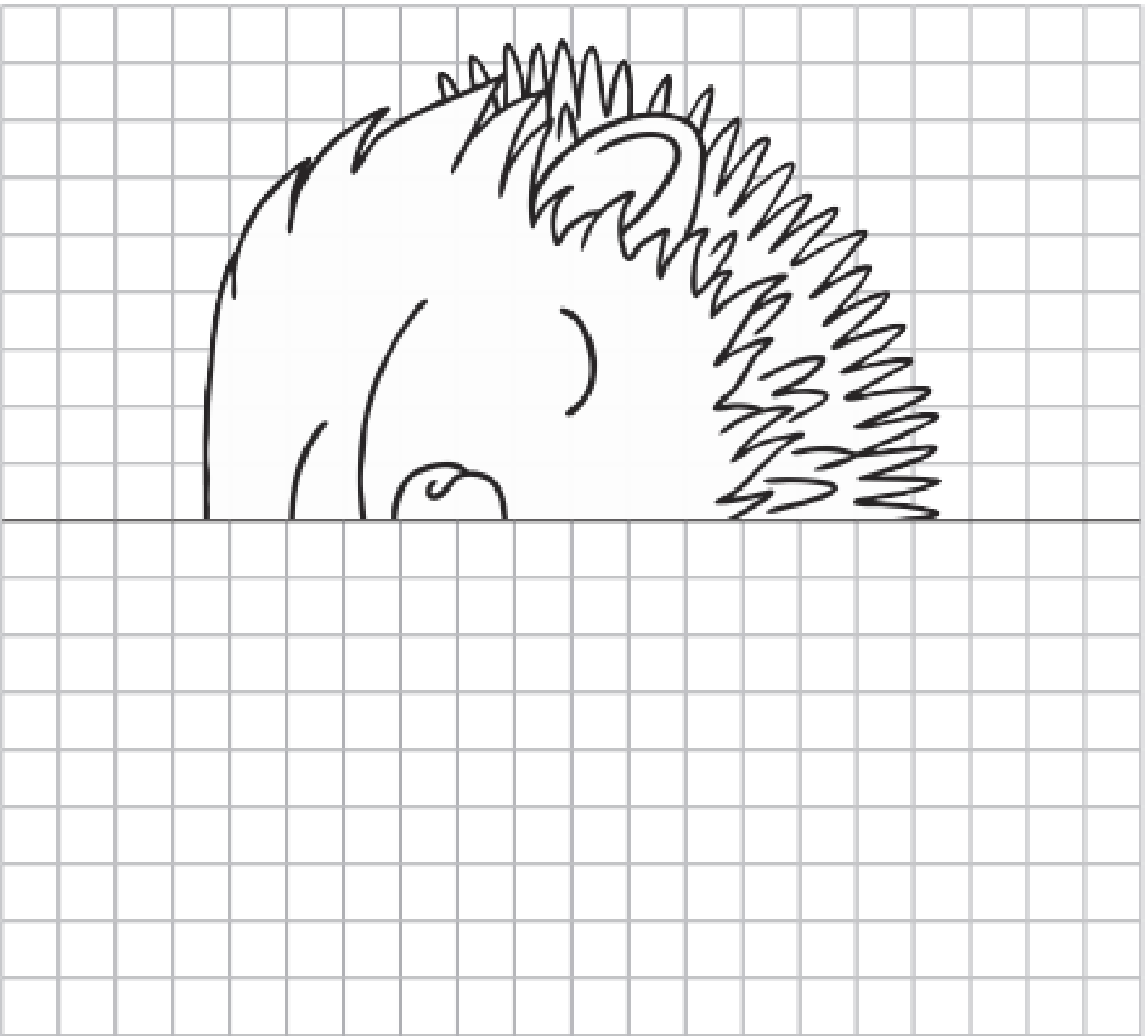
Toby the Toad has hopped away from his home in the pond to spend winter with Hattie in the hedgerow. Imagine that you are Toby and write a postcard home to tell everyone about your adventure.



The postcard template is divided into two main sections by a vertical line. The left section is for the message and contains ten horizontal lines. The right section is for the address and contains five horizontal lines. In the top right corner of the postcard, there is a postage stamp featuring a cartoon bee. In the bottom right corner of the postcard, there is a cartoon illustration of a green toad.

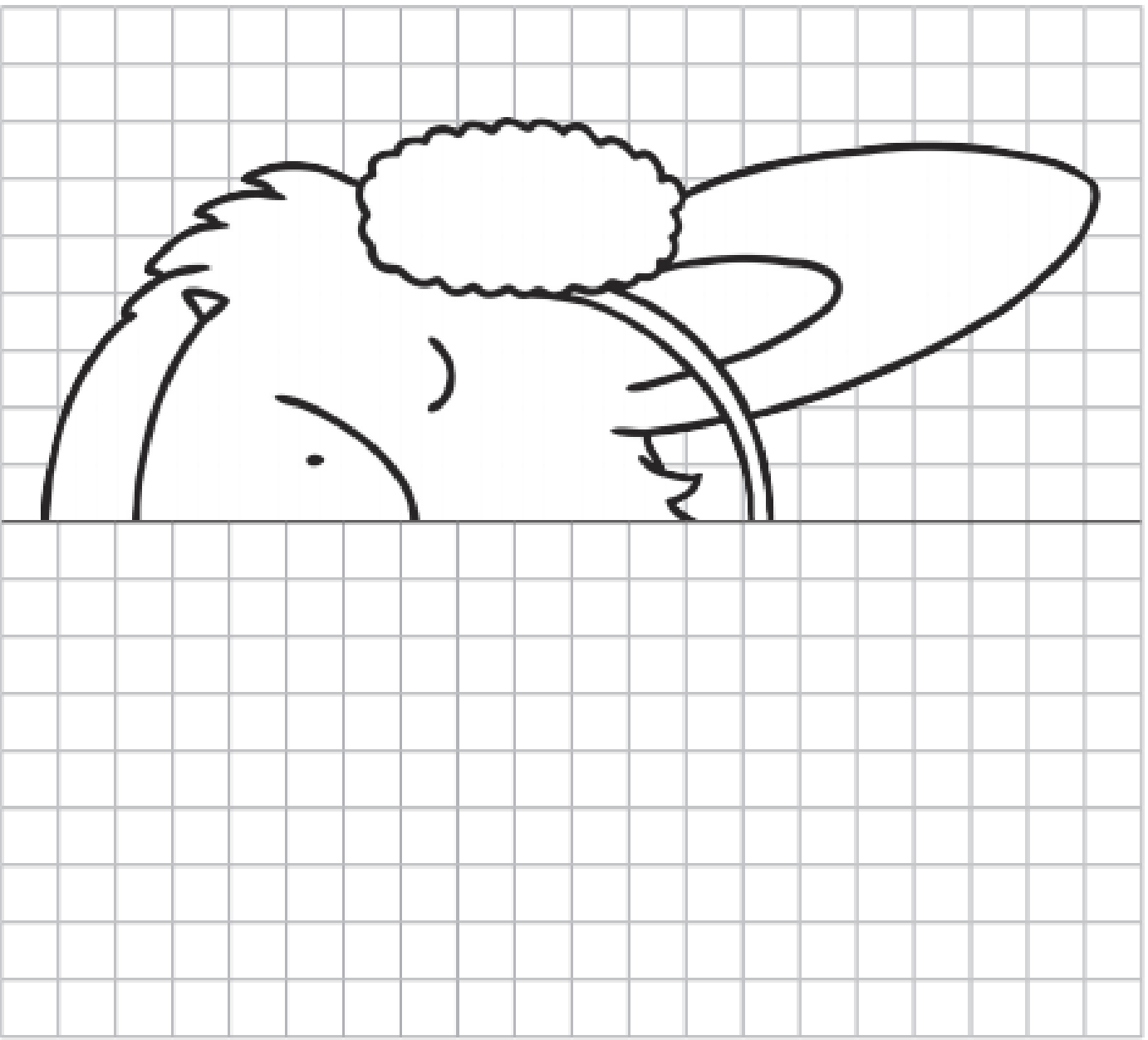
# Don't Hog the Hedge! Symmetry

Can you draw the other half of the picture?




# Don't Hog the Hedge! Symmetry

Can you draw the other half of the picture?



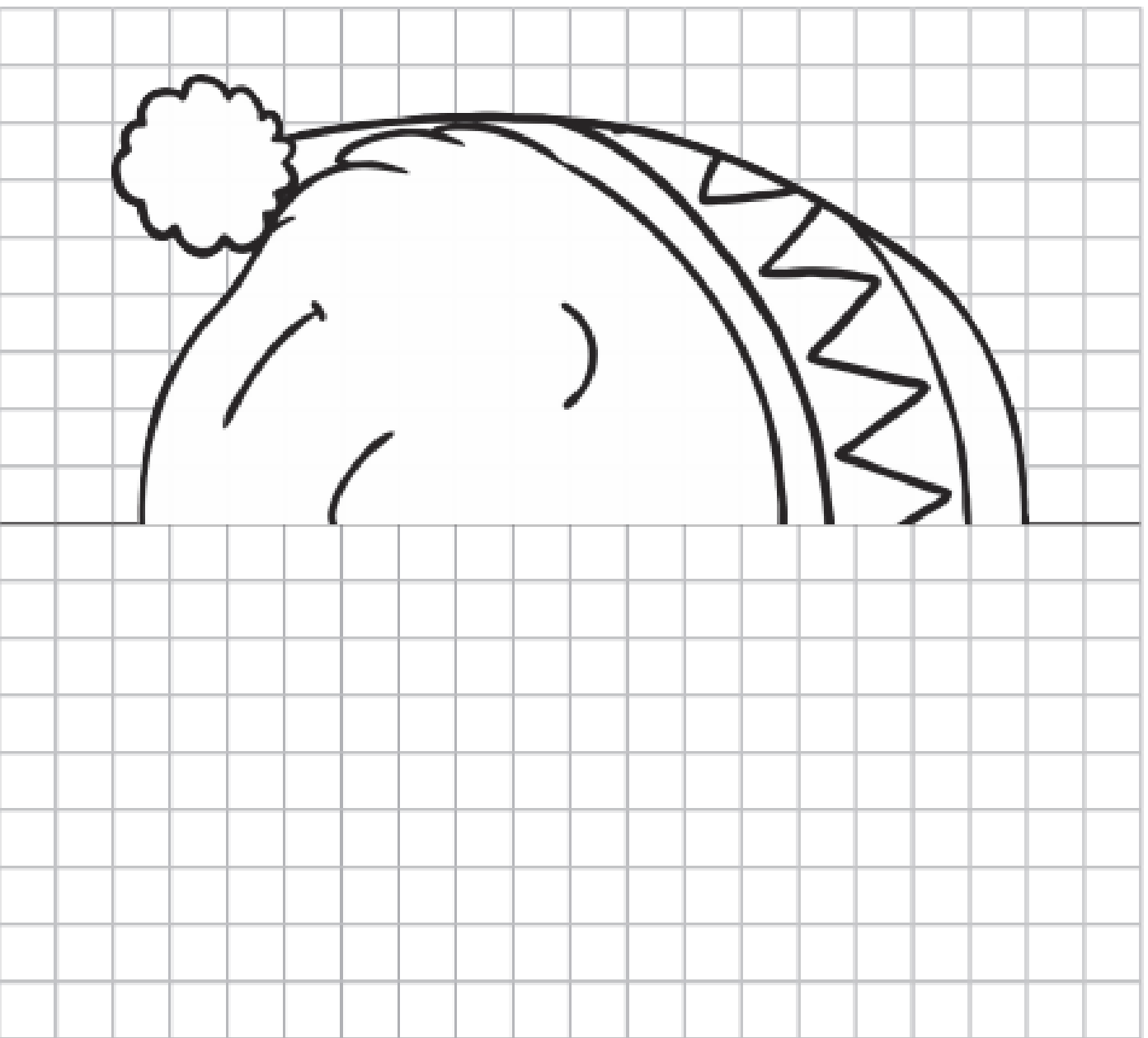
# Don't Hog the Hedge! Symmetry

Can you draw the other half of the picture?



# Don't Hog the Hedge! Symmetry

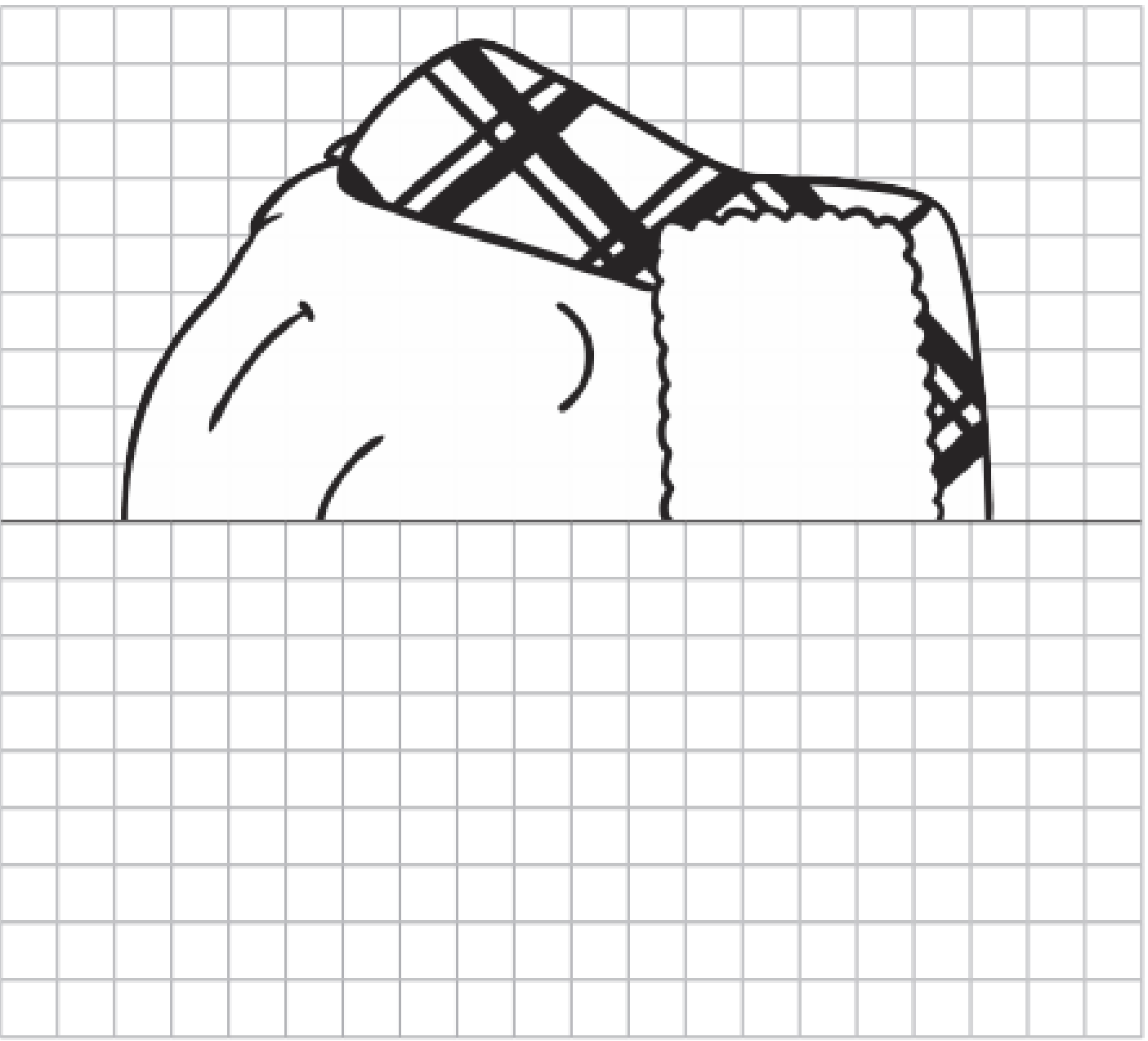
Can you draw the other half of the picture?





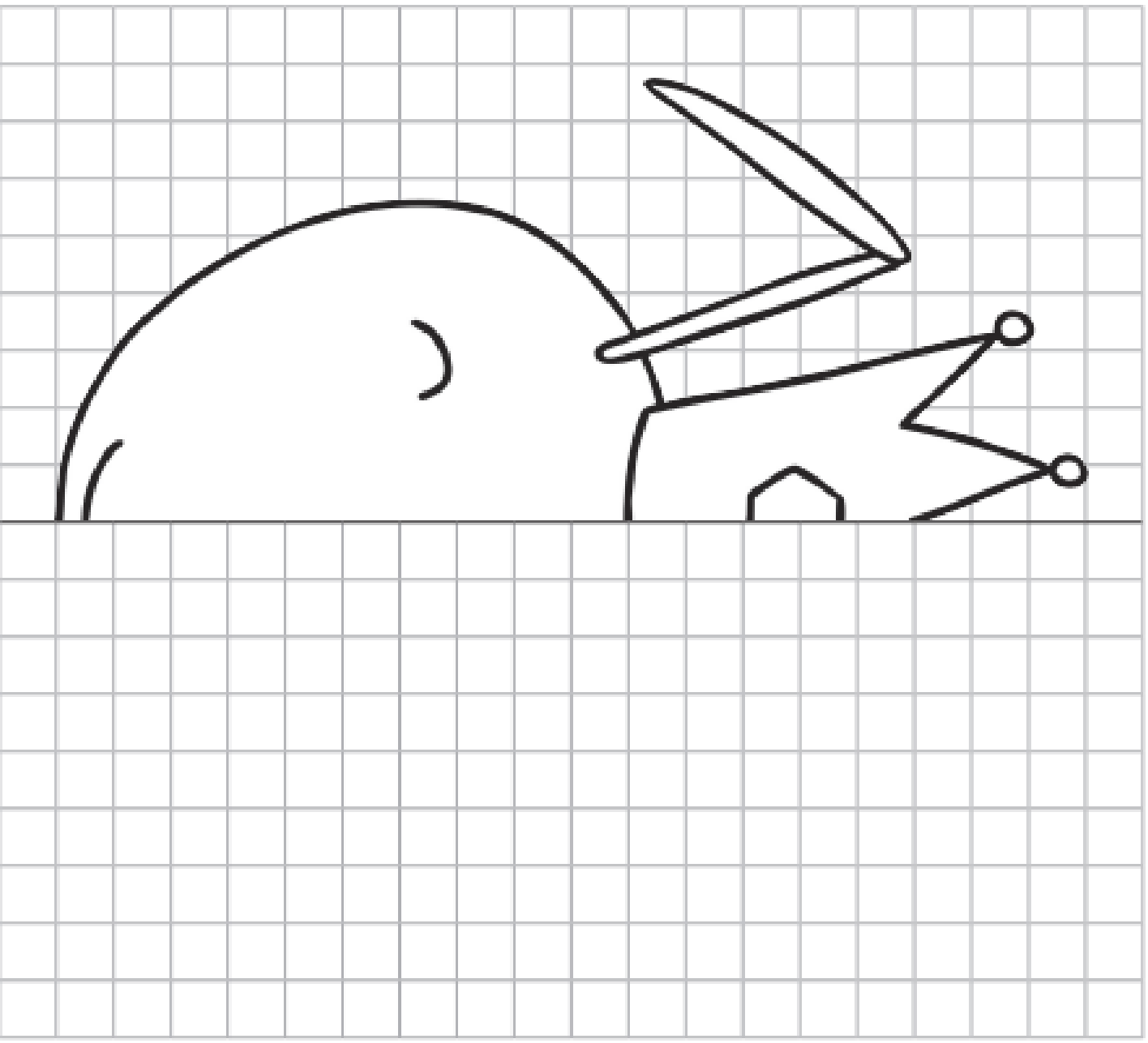
# Don't Hog the Hedge! Symmetry

Can you draw the other half of the picture?




# Don't Hog the Hedge! Symmetry

Can you draw the other half of the picture?



# Don't Hog the Hedge! Symmetry

Can you draw the other half of the picture?



# Year 2 Summer Term 2 SPaG Mat

3

**a**  
Underline the adverb in this sentence.

They clearly read their stories out loud to each other.



**c**  
Tick the exclamation sentence.

- Did you watch the match?
- How lovely it was to see you play tennis!



**e**  
Oh no! Mr Whoops is getting in a muddle. Tick the sentence he should use.

- We camped outside on the beach last weekend.
- We camping outside on the beach last weekend."



**b**  
Extend this sentence using the conjunction 'that'.

They found a great rocket...

---



---



---



**d**  
Circle the correct homophone for each picture.



their  
there



their  
there

**f**  
Write a command sentence about this picture. Commands tell you to do something.

---



---



---



---



---




# Year 2 Summer Term 2 SPaG Mat

3

**a**

Underline the adverbs in this sentence.

The children clearly and carefully read their stories out loud to each other.




**c**

Tick the exclamation sentence.

Did you watch the match?

How lovely it was to see you play tennis!

Throw me another ball!




**e**

Oh no! Mr Whoops is getting in a muddle. Tick the sentence he should use.

We camped outside on the beach last weekend.

We camp outside on the beach last weekend?

We camping outside on the beach last weekend.



**b**


Extend this sentence using the conjunction 'that'. Write the whole new sentence in full.

They found a great rocket...

\_\_\_\_\_


\_\_\_\_\_


\_\_\_\_\_




**d**

Circle the correct homophone for each picture.

 their      there      they're

 their      there      they're

 their      there      they're

**f**

Write a command sentence about this picture.

\_\_\_\_\_

\_\_\_\_\_

\_\_\_\_\_

\_\_\_\_\_

\_\_\_\_\_




# Year 2 Summer Term 2 SPaG Mat

**a**

Underline the nouns and circle the adverbs in this sentence.

The children clearly and carefully read their stories out loud to each other.



**c**


Tick the exclamation sentence.

Did you watch the match?

Throw me another ball!

How lovely it was to see you play tennis!

I want to play tennis.



**e**

Oh no! Mr Whoops is getting in a muddle. Tick the sentence he should use.

We've camped outside on the beach every weekend!

Weev camp outside on the beach every weekend?

Weve' camping outside on the beach every weekend,

We've camping outside on the beach every weekend!

**b**


Write your own extended sentence about this picture using the conjunction 'that'.

\_\_\_\_\_

\_\_\_\_\_


\_\_\_\_\_


\_\_\_\_\_




**d**

Match the pictures to the correct homophone spelling.

 their

 there

 they're

**f**

Write a command and a statement sentence about this picture.

\_\_\_\_\_

\_\_\_\_\_

\_\_\_\_\_

\_\_\_\_\_

\_\_\_\_\_

