

Please find today's learning tasks below.

The table below explains the tasks and you will find the resources underneath.


Year group: Nursery		Date: 03.07.2020	
	Challenge 1	Challenge 2	Challenge 3
English/ Listening/ Speaking and Understanding	Look at the under the sea picture attached below. Have a discussion about the picture using sentences. Can you answer how and why questions? What can you see? Where are the animals? What do you think they eat? How do they live? Why do they live under water? Why do you think their might be a boat at the bottom?	Look at the under the sea picture attached below. Have a discussion about the picture using extended language and sentences. What can you see? Where are the animals? What do you think they eat? How do you think they live? Why do they live under water? Why do you think their might be a boat at the bottom?	Look at the under the sea picture attached below. Have a discussion about the picture. Use extended language. Answer How and Why questions? Can you predict how the animals might sleep? Can you ask mummy or daddy a question about the picture? What can you see? Where are the animals? What do you think they eat? Why do you think their might be a boat at the bottom?
Maths	Go on a shape hunt. What 2d shapes can you spot around in the environment. Can you describe them?  Complete the shape worksheet below.	Go on a shape hunt. What 2d and 3d shapes can you spot around in the environment. Can you describe them?  Complete the shape worksheet below.	Go on a shape hunt. What 2d and 3d shapes can you spot around in the environment. Can you describe them?  Complete the shape worksheet below.
Phonics/Reading	Watch the story on you tube – <b>Tiddler by Julia Donaldson</b>  Or read it together if you have it at home. What has happened in the story? Who were the characters? Where is the setting of the story? What was your favourite part?	Watch the story on you tube – <b>Tiddler by Julia Donaldson</b>  Or read it together if you have it at home. What has happened in the story? Who were the characters? Where is the setting of the story? What was your favourite part? What cvc words can you blend and segment together from the story? How is the story structured? Where is the print and where are the illustrations?	Watch the story on you tube – <b>Tiddler by Julia Donaldson</b>  Or read it together if you have it at home. What has happened in the story? Who were the characters? Where is the setting of the story? What was your favourite part? What words can you read yourself in the story? How is the story structured? Where is the print and where are the illustrations? Can you spot the capital letters and full stops?
Wellbeing	See Transition Menu.  Choose a wellbeing activity from the wellbeing Menu.	See Transition Menu.  Choose a wellbeing activity from the wellbeing Menu.	See Transition Menu.  Choose a wellbeing activity from the wellbeing Menu.



# 2D Shape Colouring

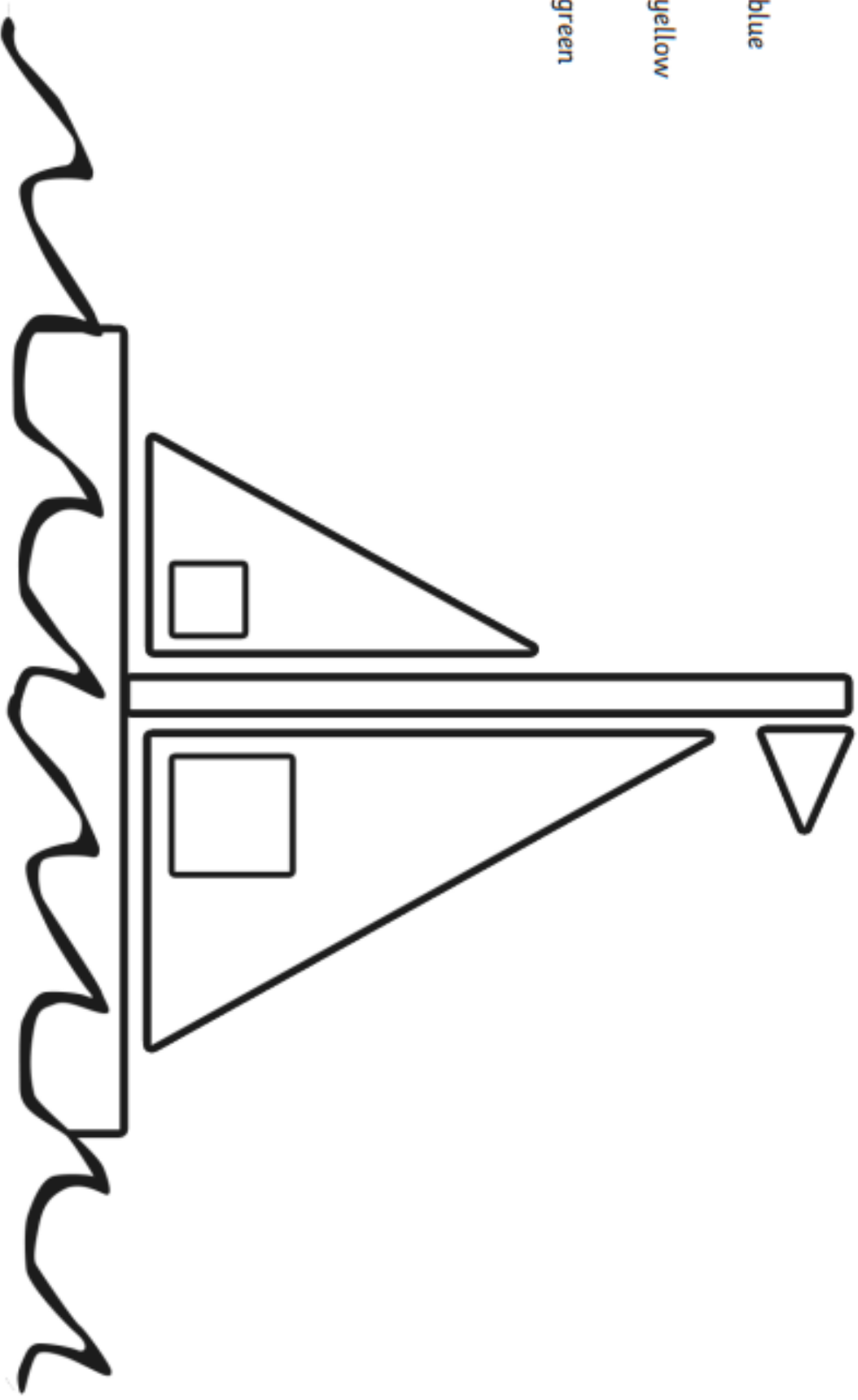
Can you colour the shapes to complete the picture?

**Key:**

 = blue


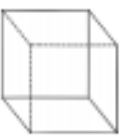


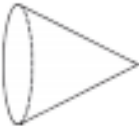

 = yellow

 = green



# 3D Shape Colouring

Use the key to colour in the 3D shapes correctly.

Key	
	red
	blue
	green
	purple
	orange
	yellow

