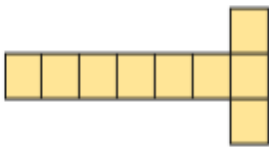


	Bronze	Silver	Gold
English	<p><u>Exploring Poetry</u></p> <p>We are exploring, learning about and writing various different poems this week so this week. Today we want you to look at changing the content of classic poems and nursery rhymes. In your first task you will change your main character into a villain. Follow the advice below carefully to help you.</p> <p>Your second task is a set of comprehension questions about a classic nursery rhyme character who has turned evil. Read the text and your questions carefully and answer in detail where necessary. ENJOY!</p>	<p><u>Exploring Poetry</u></p> <p>We are exploring, learning about and writing various different poems this week so this week. Today we want you to look at changing the content of classic poems and nursery rhymes. In your first task you will change your main character into a villain. Follow the advice below carefully to help you.</p> <p>Your second task is a set of comprehension questions about a classic nursery rhyme character who has turned evil. Read the text and your questions carefully and answer in detail where necessary. ENJOY!</p>	<p><u>Exploring Poetry</u></p> <p>We are exploring, learning about and writing various different poems this week so this week. Today we want you to look at changing the content of classic poems and nursery rhymes. In your first task you will change your main character into a villain. Follow the advice below carefully to help you.</p> <p>Your second task is a set of comprehension questions about a classic nursery rhyme character who has turned evil. Read the text and your questions carefully and answer in detail where necessary. ENJOY!</p>
Maths	<p><u>Area - Counting Squares</u></p> <p>Work through the different shapes on the worksheet and count the squares to find the area of each shape. Remember to include your metric units</p>	<p><u>Area - Counting Squares</u></p> <p>Work through the different questions on the worksheet. Can you use your knowledge of counting squares to find the area of each shape?</p>	<p><u>Area - Counting Squares</u></p> <p>Work through the different questions on the worksheet. Can you use your knowledge of counting squares to find the area of each shape?</p>
Phonics/ Reading	<p>Look at the image.</p> <p>Can you answer the questions about the text? You may choose to answer these questions verbally with a grown up. Do they answer the question differently to you?</p>		

Counting squares

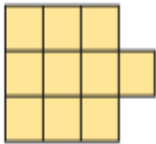
1 Count the squares in each shape to find the area.

A



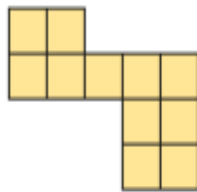
The area is squares.

B



The area is squares.

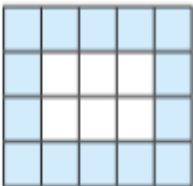
C



The area is squares.

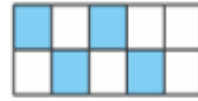
Which shape has the greatest area? _____

2 What is the area of the shaded part of the shape?



The area is squares.

3 Here is a kitchen tile.

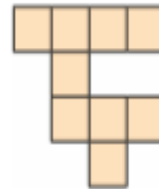


a) What area of the tile is blue? squares

b) What area of the tile is white? squares

c) What is the total area of the tile? squares

4 These two shapes are made up of squares of the same size.



These two shapes have the same area.

Jack

Rosie




The first shape is bigger as it takes up more space.

Who is correct? _____

Explain how you know.

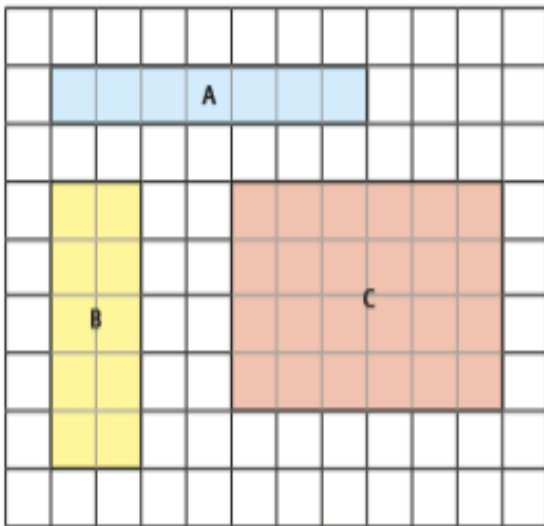
5 Here is a rectangle.



- a) The rectangle has rows and columns.
 b) What is the area of the rectangle? squares
 c) How did you work out the area?



6 Find the area of each rectangle.




A = squares B = squares C = squares

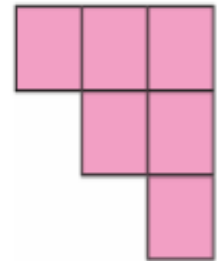
7 Nijah and Eva are making shapes.

They each use 6 squares.

Nijah's shape



Eva's shape

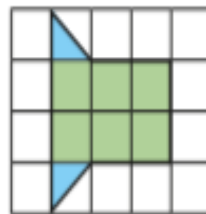


The area of Nijah's shape is equal to the area of Eva's shape.

Is this true or false? _____

How do you know?

8 What is the area of each shape?




area = squares





area = squares


What is the area of these shapes in cm^2 ?

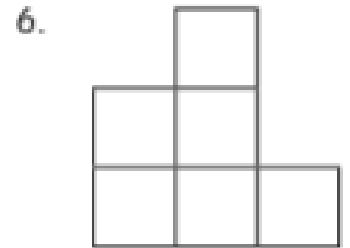




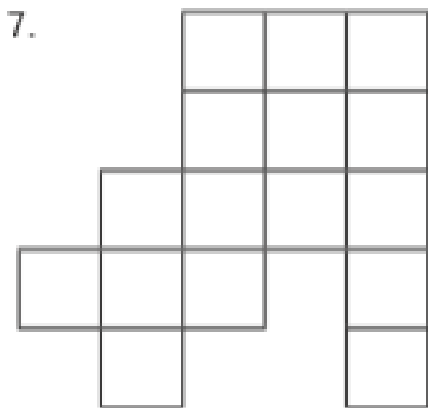













Follow the link below to help you with your work on exploring poetry.


<https://www.bbc.co.uk/bitesize/articles/z97n2v4>

Villainous Verses

Write your own Villainous Verse! Let's take the classic nursery rhyme 'Little Miss Muffet' and give it our own villainous twist! Here is the original. The rhyming words are in bold:



Little Miss **Muffet** sat on a **tuffet**
Eating her curds and **whey**,
Along came a **spider**,
Who sat down beside **her**
And frightened Miss Muffet **away**.



Let's turn things around. Instead of the spider scaring Miss Muffet, let's change her name and make her evil! Make sure her new name is easy to rhyme.

OK, now come up with a plan. What will happen in your Villainous Verse? Perhaps Miss Muffet will eat the spider! Maybe she's really a space alien or a zombie...



Note your ideas here.

Ideas
Villain's name: Little Miss _____
Who or what is the victim? _____
Where will it take place? _____
What will happen? _____

Baa Baa Naughty Sheep

Baa Baa Black was a naughty little sheep,
Who shaved off the wool of his friends asleep.

He sold the wool to the master and dame,
And had some spare for the boy down the lane.

He had so much as he stole the coats,
Of the sheep, Highland cows and the pygmy goats.

When they were tired and were fast asleep,
Baa Baa then awoke and begin to creep.

Off he would cuttety-cut their hair,
Leaving them cold with their skins all bare!

All the wool he shaved! All the wool he sold!

Baa Baa was rich, buying jewels and gold!
The sheep wondered why he had so much money,
Poor and cold – they didn't find it funny.

Baa Baa would smile in his warm black fleece,
Casually looking at his new timepiece.

"What can I say?" he would tease with a grin,
"I'm a lucky black sheep and my luck's right in!"



One fine evening as the animals slept,
A wolf heard the snores and along he crept.



Licking his lips as he spied his dinner,
Wolf wondered why all the sheep looked thinner.
With their coats all gone, the sheep looked small,
So Wolf sniffed around for the biggest of all.
He saw something move that looked big and black:
It was Baa Baa with bags of wool on his back.

Baa Baa was surprised as the Wolf took a bite:
He shouted, "Well I guess this serves me right!"
"How nice that was, it really filled a hole,"
Wolf said later, licking round his bowl.
In the coming weeks, the sheep grew their coats,
And so did the cows and the pygmy goats.
Wolf never came back and they loved their sleep,
If only Baa Baa had been a good black sheep!

1. When would Baa Baa cut the animals' hair? Tick **two**.

- when they were asleep
- when they were hungry
- when they were cold
- when they were tired

2. 'Baa Baa was rich, buying jewels and gold!' How could Baa Baa afford the jewels and gold?

3. When the animals woke up after they were shaved, they didn't find it funny. Why not? Tick **two**.

- They were scared of Wolf.
- They were cold.
- They didn't like having their coats stolen.
- They were tired.

4. Put these events in time order. Number 1 is the event that happened first and has been done for you.

- 1 Baa Baa makes money from the master and dame.
- Baa Baa fears for his life.
- Baa Baa feels very smug and happy.
- The sheep are not impressed.

5. Why did Wolf choose Baa Baa to eat?

6. Which words best describe Baa Baa in the poem? Tick **three**.

- selfish
- uncaring
- honest
- greedy
- bossy
- thoughtful

7. Do you think Wolf would have eaten Baa Baa if he was a good sheep? Explain your answer as best you can.

Reading



Would you rather live here or on the mainland?

What do you think the weather is like up here?

Do you think there are places like this in Britain?

How long do you think this house has been standing here for?

Why do think people would choose to live here?