


Please find today's learning tasks below.

The table below explains the tasks and you will find the resources underneath. Your child will know which challenge they usually access in each subject and which task will be appropriate for them.

Year group: 2		Date: 22.05.20	
English	Paddington and the Grand Tour		
			
	Click on the link below to listen to the story.		
	https://www.youtube.com/watch?v=ojBUZUReSY4		
	Bronze	Silver	Gold
	Today I would like you to create a leaflet or poster to encourage people to visit London. Try to include facts and make your poster attractive with pictures and bright colours. Use the sheet below to help you to include all the correct features of posters and leaflets. There is a template below that you can use if you would like to.		
Reading	Please complete the 60 second read activity about The Great Fire of London below.		
Spelling	Play this week's games on Spelling Shed to boost your own score and our class score.		

Maths	<p>First watch the PowerPoint to help you with telling the time.</p> <p>Then play the time games that are saved on Education City in the 'Classwork' section of 'My City' (your passwords are in the front of your red home-school links book).</p>		
	Bronze	Silver	Gold
	<p>Can you tell the time shown on the clocks? Can you then draw the hands on the clocks in the correct positions to tell the time? Remember the minute hand is longer than the hour hand.</p>	<p>Can you tell the time shown on the clocks? Can you then draw the hands on the clocks in the correct positions to tell the time? Remember the minute hand is longer than the hour hand.</p>	<p>Can you tell the time shown on the clocks? Can you then draw the hands on the clocks in the correct positions to tell the time? Remember the minute hand is longer than the hour hand.</p>
Other	<p>Today's learning focus will be Science.</p> <p>We are going to investigate micro habitats and the types and numbers of mini beasts that you would find there.</p> <p>Read the PowerPoint to discover information about microhabitats around where we live.</p> <p>Select two different microhabitats that you will use to carry out your survey.</p> <p>Complete the survey record sheet below.</p>		

Posters and Leaflets

Short, snappy sentences/phrases

An eye catching layout


A catchy slogan



Something to offer

Attention grabbing pictures or photographs

A final reminder of the product or message









Tell the Time: Writing the Time

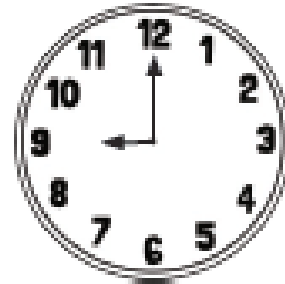
Write the time shown on each clock.




_____ o'clock




_____ o'clock




_____ o'clock




_____ o'clock




_____ o'clock




_____ o'clock




_____ o'clock




_____ o'clock




_____ o'clock



_____ o'clock




_____ o'clock




_____ o'clock

Tell the Time: Drawing the Time


Draw the time on each clock.




5 o'clock




11 o'clock



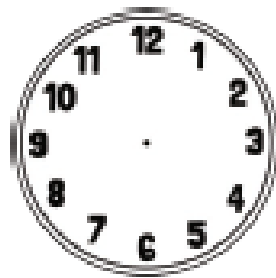
4 o'clock



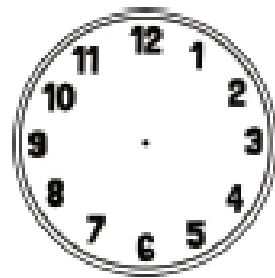
9 o'clock




1 o'clock




10 o'clock



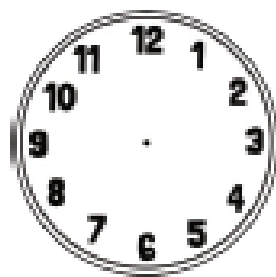
2 o'clock



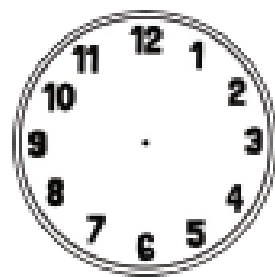
6 o'clock




3 o'clock



8 o'clock















12 o'clock



7 o'clock


Tell the Time: Writing the Time

Write the time shown on each clock.




Tell the Time: Drawing the Time


Draw the time on each clock.




9 o'clock




half past 3




5 o'clock




1 o'clock




half past 7




half past 8




10 o'clock




half past 12




11 o'clock



half past 4




half past 6



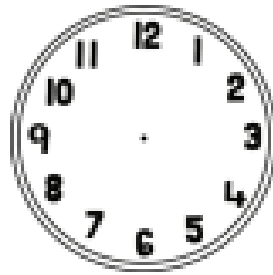
2 o'clock

Drawing the Times: Quarter To

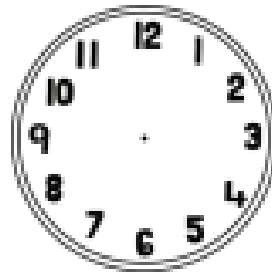
Draw the time on each clock.




quarter to 9




quarter to 3



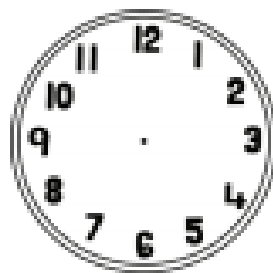
quarter to 5



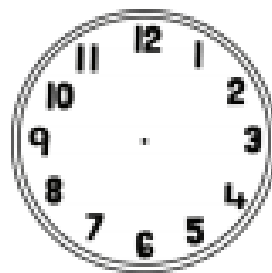
quarter to 1



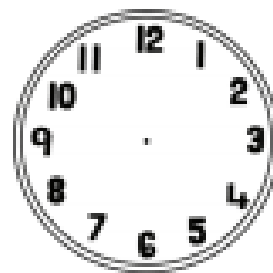
quarter to 7




quarter to 8



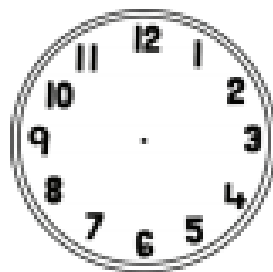
quarter to 10



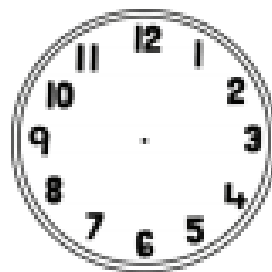
quarter to 12



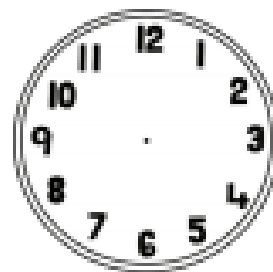
quarter to 11



quarter to 4




quarter to 6



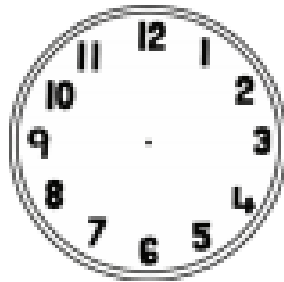
quarter to 2

Drawing the Times: Quarter Past

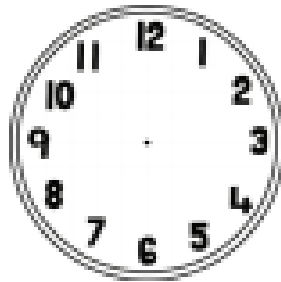
Draw the time on each clock.




quarter past 9




quarter past 3




quarter past 5




quarter past 1




quarter past 7




quarter past 8



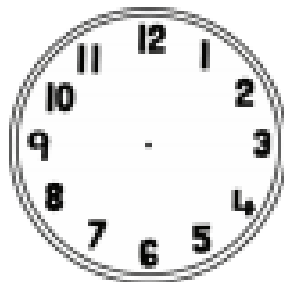
quarter past 10



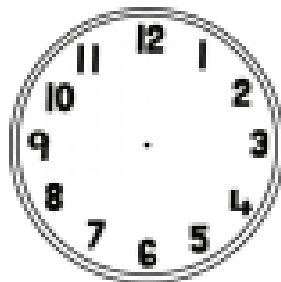
quarter past 12




quarter past 11



quarter past 4



quarter past 6



quarter past 2

The Great Fire of London

10 On Sunday 2nd September 1666, a fire began in a
 19 bakery on Pudding Lane in London. The baker had
 30 forgotten to put out the fire he had used to bake
 39 his bread. The fire soon spread to other buildings.

48 In 1666, buildings in London were made of wood
 57 and built very close together, which meant the fire
 65 could spread easily. There were no firefighters so
 75 people had to try to put the fire out themselves,
 83 using buckets of water from the River Thames.

91 The fire carried on spreading on Monday and
 97 Tuesday. Luckily, on Wednesday, the wind
 105 stopped and the fire was finally put out.

114 The fire destroyed large parts of London, which had
 117 to be rebuilt.



Quick Questions



1. Where did the fire begin?



2. Can you find an adverb in the text?



3. Can you draw lines to match up the events and the day they happened?

Sunday	The fire was put out.
Monday and Tuesday	The fire began.
Wednesday	The fire spread.

















4. What do you think the **new** buildings were built from and why?

Microhabitats Enquiry - Survey

I can identify animals in their habitats.



Look carefully at your two habitats. Count up the number of each kind of minibeast that you find there.

Minibeast		Habitat 1	Habitat 2
Woodlouse			
Slug			
Snail			
Spider			
Beetle			
Fly			
Bee			
Millipede			
Butterfly			
Caterpillar			
Worm			
Ant			
Ladybird			
Wasp			
Other	