

Please find today's learning tasks below.

The table below explains the tasks and you will find the resources underneath.

Year group: Year 1		Date:20/05/20	
	Bronze	Silver	Gold
English	<p>Today's English focus is handwriting.</p> <p>Our handwriting rhymes can be found on our website.</p> <p>http://knypersley.staffs.sch.uk/english-info/</p> <p>Can you practise forming the tortoise letters correctly.</p>	<p>Today's English focus is handwriting.</p> <p>Our handwriting rhymes can be found on our website.</p> <p>http://knypersley.staffs.sch.uk/english-info/</p> <p>Practise forming the letters correctly.</p> <p>Can you practise the diagonal joins?</p>	<p>Today's English focus is handwriting.</p> <p>Our handwriting rhymes can be found on our website.</p> <p>http://knypersley.staffs.sch.uk/english-info/</p> <p>Practise forming the letters correctly.</p> <p>Can you practise the horizontal joins?</p>
Maths-	<p>Use the sheet to measure how long the items are below! How many cm are the items? Can you think of any other items you could measure in cm? They would need to be quite small!</p>	<p>Use the sheet to measure how long the items are below! How many cm are the items?</p> <p>Log on to Education City for another task!</p>	<p>Log on to Education City for your activities!</p> <p>If you want to do some more measuring, choose items from around your house to measure using a ruler!</p>
Phonics/ Reading	<p>Can you learn the grapheme 'ue' that makes the sound 'oo' or 'yoo'.</p> <p>https://www.youtube.com/watch?v=7BOih-iw1u4</p> <p>Can you write some of the words from Mr Thorne's clip?</p> <p>You can also continue your reading and Spelling Shed spellings.</p>	<p>We would like the children to carry on with reading the common exception words from yesterday. Remember, this is your challenge for the week so there is no need to read all of them today.</p> <p>Please could you tick the words that your child can read independently and without sounding them out. These words should be recognised quickly as whole words and with no prompting. Please do not worry if your child does not know all of them yet. This will give you a list of words that they do not know for you to work on. If your child knows all of these words, you can try the Year 2 words.</p> <p>We would also like children to continue with their reading. Your class teacher can let you know which book band colour to find on Oxford Owl for your child's current level as well as advice on how to help them progress.</p> <p>Spellings are on Spelling Shed.</p>	<p>We would like the children to carry on with reading the common exception words from yesterday. Remember, this is your challenge for the week so there is no need to read all of them today.</p> <p>Please could you tick the words that your child can read independently and without sounding them out. These words should be recognised quickly as whole words and with no prompting. Please do not worry if your child does not know all of them yet. This will give you a list of words that they do not know for you to work on. If your child knows all of these words, you can try the Year 2 words.</p> <p>We would also like children to continue with their reading. Your class teacher can let you know which book band colour to find on Oxford Owl for your child's current level as well as advice on how to help them progress.</p> <p>Spellings are on Spelling Shed.</p>
Other	<p>Today's subject is Science.</p> <p>Can you complete our pirate science investigation?</p> <p>The pirates want to make their treasure nice and shiny! Can you investigate, which liquid will be the best to make their treasure sparkle?</p>		



Can you practise writing these tortoise letters? Tortoise letters are short.

a _____

e _____

c _____

o _____

i _____

n _____

m _____

r _____





Can you practise writing these tortoise letters? Tortoise letters are short.

a _____

e _____

c _____

Can you practise writing these giraffe letters? Giraffe letters are tall. They need to be taller than the tortoise letters.



d _____

l _____

t _____

If you can write the tortoise and giraffe letters correctly and the correct size, you can practise these diagonal joins.

ad _____

al _____

at _____

ed _____

el _____

et _____

Can you practise joining the letters in these words?

mad _____

let _____

cat _____



Can you practise writing these monkey letters? Monkey letters sit on the line with their tails underneath.

g _____

y _____

p _____



Can you practise writing these tortoise letters? Tortoise letters are short.

o _____

w _____

n _____

If you can write the tortoise and monkey letters correctly and the correct size, you can practise these horizontal joins.

og _____

oy _____

om _____

am _____

ow _____

on _____

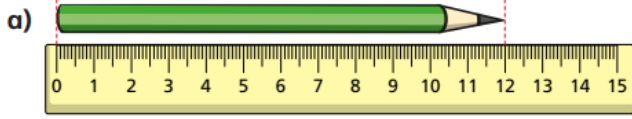
Can you practise joining the letters in these words?

boy _____

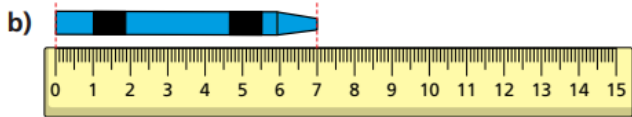
won _____

dog _____

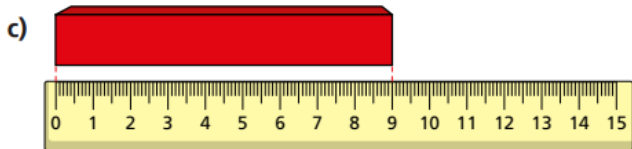
How long is each object?



The pencil is cm long.

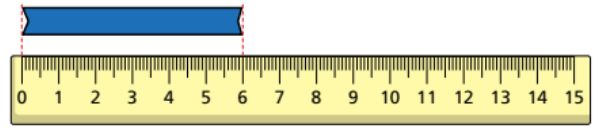


The crayon is cm long.



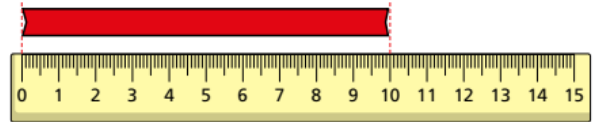
The brick is cm long.

a) How long is the blue ribbon?



The blue ribbon is cm long.

b) How long is the red ribbon?

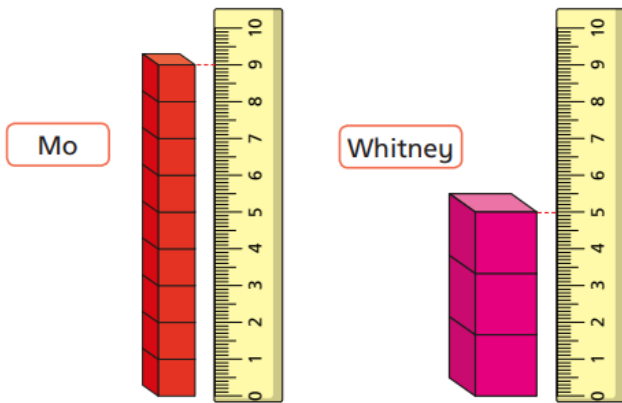


The red ribbon is cm long.

c) Which piece of ribbon is longer?

The _____ ribbon is longer.

Mo, Whitney and Eva are building towers.



a) How tall is Mo's tower?

Mo's tower is cm tall.

b) How tall is Whitney's tower?

Whitney's tower is cm tall.


Pirate Science Experiment



To be completed with adult supervision!

You will need:

- Some pennies (dirty ones)
- Containers (cups or bowls)
- Measuring jug, spoon or cup
- Range of liquids to test e.g. vinegar, washing up liquid, water, pop, juice, milk, ketchup, soy sauce, oil. You do not need all of these, just choose how many you want to test from what you have. You might also think of your own ideas.



Instructions:

1. Put a penny in each of the containers.
2. Add a different liquid to each container. Measure the liquid to make sure the same amount of liquid goes in each container.
 1. Observe what happens.



Challenge

Can you predict which liquids will clean the penny?

Can you predict which liquid will make the cleanest penny?

Were you correct?

Can you put the pennies in order from cleanest to dirtiest? Which was the most effective liquid for cleaning the pennies?