


Please find today's learning tasks below.

The table below explains the tasks and you will find the resources underneath.

Year group: Year 1		Date: 07/05/20	
	Bronze	Silver	Gold
<b>English</b>	Can you create a wanted poster for one of the pirates in the story The Night Pirates or for your own pirate. What do they look like?	Can you create a wanted poster for one of the pirates in the story The Night Pirates or for your own pirate. Can you describe them? Why would they be wanted? Who might want to catch them?	Can you create a wanted poster for one of the pirates in the story The Night Pirates or for your own pirate. Can you add a detailed description? Why would they be wanted? Who might want to catch them?
<b>Maths</b>	<a href="https://whiterosemaths.com/homelearning/year-1/">https://whiterosemaths.com/homelearning/year-1/</a> Watch lesson 4 then complete the bronze activities below! You will be adding by counting on!	<a href="https://whiterosemaths.com/homelearning/year-1/">https://whiterosemaths.com/homelearning/year-1/</a> Watch lesson 4 then complete the silver activities below! You will be adding by counting on!	Have a go at word problems below! Show your working out by jumping on a number line! Then have a go at the mental calculations—remember to count on from the biggest number!
<b>Phonics/ Reading</b>	Can you match the graphemes that make the same sound? Can you write any words with these sounds?  Have a go at reading the words on the phonics real and nonsense words sheet.	Please complete the phonics real and nonsense words sheet provided. Can you read all of the alien (nonsense) words and all of the real words?	
<b>Other</b>	<p><b>Today's focus is History.</b></p> <p>Tomorrow is VE Day.</p> <p>Mrs Harvey has sent some activities for celebrating VE day. Can you choose from the VE activities to join in with the celebrations!</p>		



We have created an example wanted poster using the captain from Pirates Love Underpants to help you create your own.

# WANTED



**CAPTAIN PANTS**

**WANTED FOR THEFT OF PANTS**

**LAST SEEN ON TREASURE ISLAND**

**HE HAS A BLACK BEARD, EYE PATCH AND A PARROT**

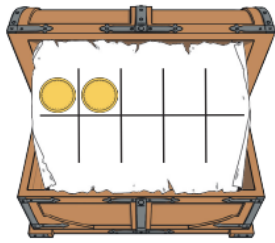
**VERY DANGEROUS. HE MAY STEAL YOUR PANTS!**

# REWARD

Add more coins to each treasure chest. Can you work out how many coins Pirate Patch has in each chest?

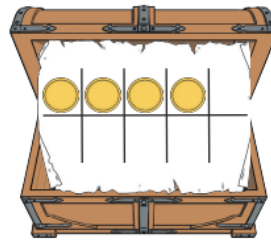


Add **2** more coins.



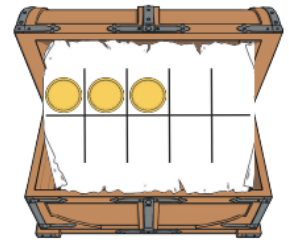
$$2 + \square = \square$$

Add **1** more coin.




$$4 + \square = \square$$

Add **3** more coins.




$$3 + \square = \square$$

Add **1** more coin.




$$6 + \square = \square$$

Add **2** more coins.



$$7 + \square = \square$$


Add **3** more coins.



$$5 + \square = \square$$

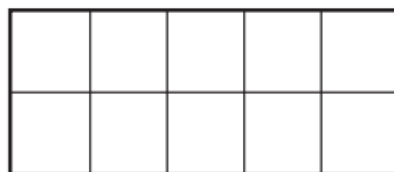
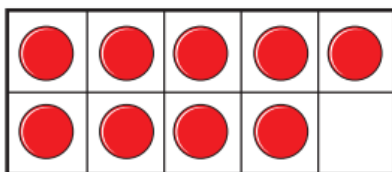


There are 9 pirates on the ship. 5 more pirates get on the ship.



How many pirates on the ship now?

Complete the tens frames.



$$\square + \square = \square$$

There are  pirates on the ship now.

Remember to add by counting on!  
You don't need to count all of the counters/coins!

Have a go at counting on mentally:

$$7+2=$$

$$5+3=$$

$$6+4=$$

$$4+1=$$

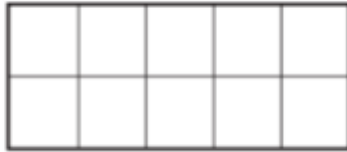
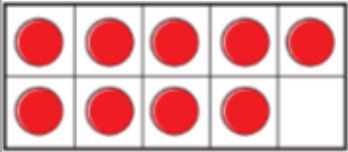
# SILVER MATHS

There are 9 pirates on the ship. 5 more pirates get on the ship.



How many pirates on the ship now?

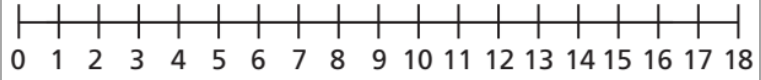
Complete the tens frames.



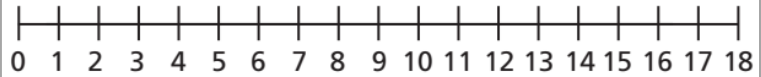
$$\square + \square = \square$$

There are  pirates on the ship now.

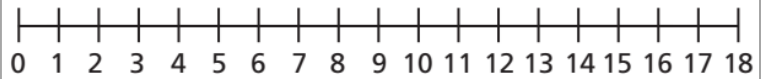
a)  $2 + 13 =$



b)  $4 + 9 =$



c)  $1 + 17 =$



Remember to add by counting on! Try to start with the biggest number!

Have a go at counting on mentally:

$$17 + 2 =$$

$$15 + 3 =$$

$$6 + 14 =$$

$$4 + 12 =$$

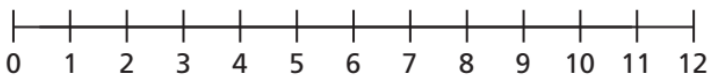
What number did you start on? Why?

Eva has 4 coins.

Jack gives her 7 more coins.

How many coins does Eva have now?

Draw on the number line and complete the sentences.



$$\square + \square = \square$$

Eva has  coins now.

## GOLD MATHS

Have a go at solving these in your head:

$26+4=$

$5+32=$

$41+6=$

$15+4=$

$2+27=$

Remember to start with the biggest number and count on!

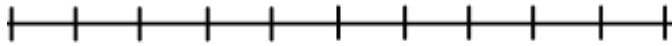
### Challenge:

Can you make up your own tricky pirate word problems for your adult to solve?



Polly the parrot ate 12 crackers for breakfast and then 8 for lunch. How many crackers did Polly eat?

$___ + ___ = ___$

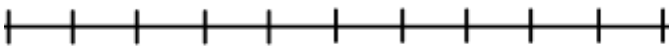


Polly the parrot ate \_\_\_ crackers.



21 pirates were in the galley. 7 more were on the deck. How many pirates were on the ship?

$___ + ___ = ___$

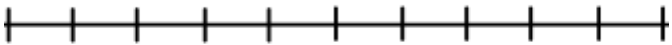


There were \_\_\_ pirates on the ship.



The ship travelled North for 16 days and North West for 10 days. How many days did the ship travel for?

$___ + ___ = ___$

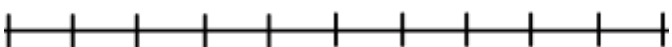


The ship travelled for \_\_\_ days.



The chest was locked. There were 27 keys in under the chest and 9 more hidden in the palm tree. How many keys were there altogether to try?


$___ + ___ = ___$



There were \_\_\_ keys to try to unlock the chest.



Can you read all of the alien (nonsense) words and all of the real words?

fot		keb
thin		peck
gan		quigh
toy		spike
skarld		cheek
ulp		herks
trap		spoilt
poth		fuel

There are.....real words.

There are.....alien words.

**Challenge**-can you draw an alien by the nonsense words? I've done one for you.

## Bronze Phonics

Can you match the graphemes that make the same sound? Can you write any words with these sounds?

igh

ay

ai

ea

ee

ie

# VE Day

## What is VE Day?

VE Day - or 'Victory in Europe Day' - marks the day towards the end of World War Two (WW2) when fighting Nazi Germany came to an end.

On 8 May 1945, Prime Minister Winston Churchill made an announcement on the radio at 3pm that the war in Europe had come to an end, following Germany's surrender the day before.



## Why is VE day so important this year?

The 8th of May this year commemorates 75 years since the first VE day in 1945.

This is why many celebrations were planned this year.

It is important to remember the sacrifices people made in World War Two.



## What can I do to celebrate VE Day?

There is so much you can do at home to celebrate VE day.

Why not start by watching a short video explaining what VE day is about.

<https://www.bbc.co.uk/teach/class-clips-video/history-ks2-ve-day/z7xtmfr>

Then, see the activities on the following pages that you can have a go of at home.



Please send a photograph of your work to your teacher to share on twitter.







### **Have a tea party**

People held street parties when VE day was celebrated. We can't hold street parties at the moment, but you could have a tea party at home. Can you bake some cakes and tasty treats?

### **Make some bunting**

The streets were decorated with flags to celebrate VE day. Can you make some flags or bunting to decorate your home to mark VE day?

Why not get dressed in red, white and blue for the day?



### **Make a Poppy**

The poppy is a symbol that we are all familiar with.

You could paint a poppy, draw a poppy, collage a poppy, make a poppy out of handprints or make a 3D poppy. Be as creative as you can!

**More activities on the next page!**

Please send a photograph of your creations and celebrations to your teacher to share on twitter.

