


Please find today's learning tasks below.

The table below explains the tasks and you will find the resources underneath.

Year group: Year 1		Date: 15/05/20	
	Bronze	Silver	Gold
<b>English</b>	<p>See the file 'Talk for Writing' Sidney Spider booklet located with this week's home learning.</p> <p>Look at page 15. Can you research one of the mini-beasts that you found? Can you learn some facts about that mini-beast? Can you draw the mini-beast and write one of your facts?</p>	<p>See the file 'Talk for Writing' Sidney Spider booklet located with this week's home learning.</p> <p>Look at page 15. Can you research one of the mini-beasts that you found? Can you create your own mini-beast fact file?</p>	<p>See the file 'Talk for Writing' Sidney Spider booklet located with this week's home learning.</p> <p>Look at page 15. Can you research one of the mini-beasts that you found? Can you create your own detailed mini-beast fact file?</p>
<b>Maths</b>	<p>Today you are going to think about 2d shapes. Log on to Education City and access your shape game. Then we would like you to go on a shape hunt around your house/ area. What 2d shapes can you see? Can you describe the shapes using sides and corners?</p>	<p>Today you are going to think about 2d and 3d shapes. Log on to Education City and access your shape games. Then we would like you to go on a shape hunt around your house/area. What 2d shapes can you see? Can you describe the shapes using sides and corners? What 3d shapes can you find? What 2d shapes can you see on them?</p>	<p>Today you are going to think about 3d shapes. Log on to Education City and access your shape game. Your challenge today is to use objects or items you have in the house (e.g. playdough, spaghetti, pipe cleaners...) to make 3d shapes!</p>
<b>Phonics/ Reading</b>	<p>Review the graphemes 'oa' and 'oe' and look out for the split digraph 'o-e' sound in this clip.</p> <p><a href="https://www.youtube.com/watch?v=UQFiBxEseg">https://www.youtube.com/watch?v=UQFiBxEseg</a></p> <p>Can you log in to Education City and complete the phonics challenge?</p>	<p>Please complete the phonics real and nonsense words sheet provided. Can you read all of the alien (nonsense) words and all of the real words?</p>	
<b>Art</b>	<p>Today you will need to follow the instructions to draw a cartoon pirate.</p> <p><a href="https://www.youtube.com/watch?v=mvYF2qEiNMI">https://www.youtube.com/watch?v=mvYF2qEiNMI</a></p> <p>You can pause the video as you go along to help.</p> <p><b>Bronze:</b> Talk about your pirate—what do you like about it?</p> <p><b>Silver:</b> Can you add a patterned background to your pirate picture? What do you like about your picture?</p> <p><b>Gold:</b> Add a background—Will you go for an island scene or will your pirate be on a ship? What is your pirate called and what is he/she like? What do you like about your picture? What would you improve next time?</p>		

## Gold/Silver Phonics

Can you read all of the alien (nonsense) words and all of the real words?

**Challenge**-can you draw an alien by the nonsense words? I've done one for you.

shan	veen 
milk	jorb
snarl	name
drap	moist
quorg	zale
flarm	went
strike	spoilt
scram	lect

There are.....real words.








There are.....alien words.

# Shape Hunt

Use a tally to count the shapes you see.

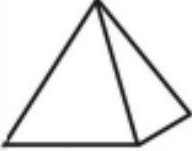




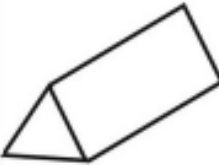

Which shape did you see the most?

Which shape did you see the least?

<b>Shape</b>	<b>Tally</b>
	
	
	
	
	
	
	

## 3D Shape Hunt

Use a tally to count the shapes you see.

Shape	Tally
	
	
	
	
	
	
	

Which shape did you see the most?

Which shape did you see least?