




Please find today's learning tasks below. The table below explains the tasks and you will find the resources underneath.

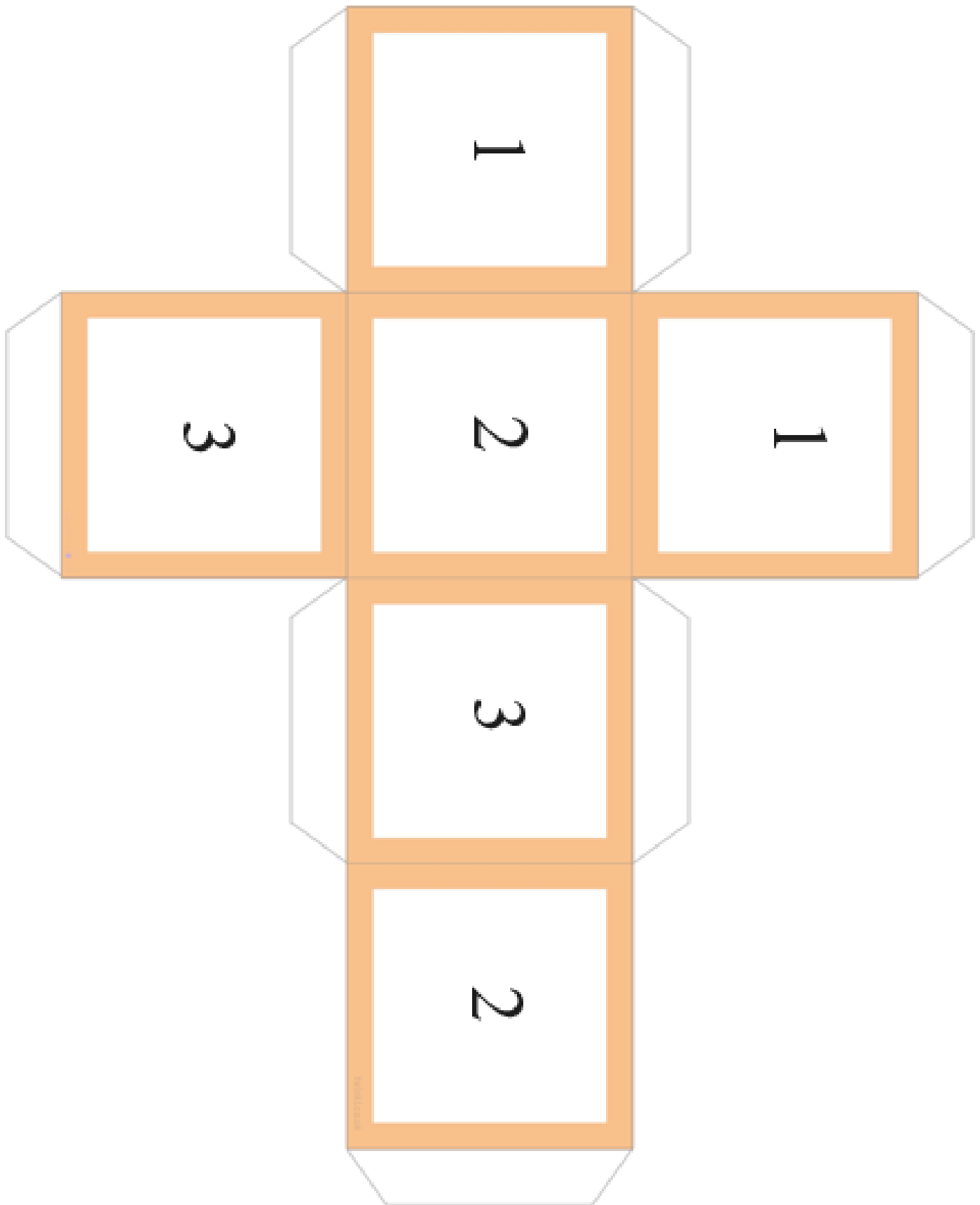
Year group: Reception		Date: Tuesday 2nd June		
	Challenge 1	Challenge 2	Challenge 3	
Maths	<p>Taking Away</p> <p>Encourage your child to adapt and re-enact favourite rhymes such as 10 Green Bottles by making 1,2 or 3 fall each time.</p> <p>Similarly they could have 10 Currant Buns and choose to buy 1, 2 or 3 buns each time.</p> <p>Prompt your child to say how many are left each time.</p> <p>I have sent a sheet with 10 current buns on, but you could just as easily use apples or other items,</p>	<p>Taking Away</p> <p>This is a game for 2 people. Ask your child to line up 10 pebbles or shells. Take it in turns to either take 1, 2 or 3 pebbles. The winner is the player who avoids taking the last pebble.</p> <p>Alternatively you could roll a 1,2,3 dice to determine how many to take away.</p> <p>I have sent a 1,2,3 dice template for you to use if you don't already have one.</p>	<p>Taking Away</p> <p>This is a game for 3 or more players, you could always invite a toy to sit and take a place or a pet.</p> <p>Ask your child to give each player 6 cubes/blocks each. Each player rolls a 1,2,3 dice and they pass the corresponding number of cubes to the person on their left. The winner is the first person to give away all of their cubes.</p> <p>Each time the child passes cubes on to the next person encourage them to recount their cubes so that they know how many they have left.</p>	
Phonics/ Reading	Please visit Oxford Owls to read a book and Phonics play has some super phonic games	Please visit Oxford Owls to read a book and Phonics play has some super phonic games	Please visit Oxford Owls to read a book and Phonics play has some super phonic games	
English	<p>I would like all the children to watch the story 'Handa's Surprise' by Eileen Browne on YouTube, as the story begins ask your child to take notice of the setting. Pause the story and ask lots of questions:</p> <p>What is the girl doing, why do you think she has a basket of fruit on her head?</p> <p>Where is she going? What colours can you see in the picture? How do those colours make you feel? What country do you think the girl might live?</p> <p>Grown-ups as you watch and listen to the story together, stop at certain places and ask questions to check that your child is following and understanding the story.</p> <p>Challenge 1 On the sheet can you draw a picture of something that happened at the beginning of the story. Next something from the middle of the story and then a picture of something that happens at the end of the story. Challenge 2 and 3 I would like you to draw and then write a caption or sentence to match the picture.</p>			
Wellbeing	<p>After hearing or reading the story 'Handa's Surprise' by Eileen Browne. Discuss 'surprises' with the children. Talk about a time when your child may have had a nice surprise, such as a birthday gift. Talk about how the surprise made them feel and link to the characters in the story. Why was Akeyo surprised? Why was Handa surprised?</p>	<p>Play an 'I went to the shop' game with other people in your house. Each person in the group says a fruit they buy from the shops and the next person has to add another item to the list and say what the previous people bought too!</p> <p>E.g. I went to the shop and I bought an orange.</p> <p>I went to the shop and I bought an orange and a pear.</p>	<p>Play an 'I went to Africa' game with other people in your house. Each person in the group says an animal they would see in Africa and the next person has to add another item to the list and say what the previous people bought too!</p> <p>E.g. I went to Africa and I saw an elephant.</p> <p>I went to Africa and I saw an elephant and I saw a zebra.</p>	

# Challenge 1



### Challenge 2 and 3

This dice could be used for many different maths activities, so it might be worth keeping it safe.



## Challenge 1

Draw something from the beginning, the middle and end of the story:

*Handa's Surprise* by Eileen Browne

# Handa's Surprise

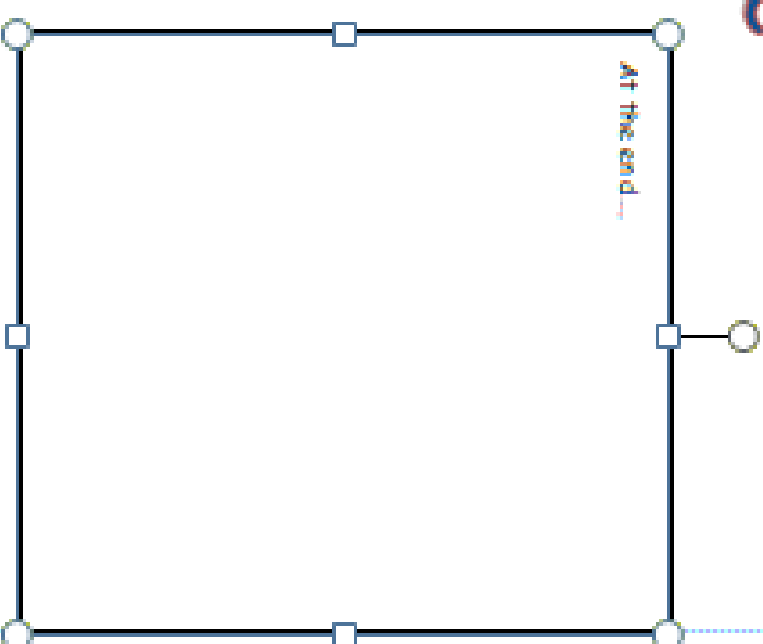
In the beginning ...



In the middle ...



At the end ...



## Challenge 2 and 3

Draw and write a sentence about something from the beginning, the middle and end of the story:

~~Handa's~~ Surprise by Eileen Browne

# Handa's Surprise


In the beginning...



In the middle...



At the end...



---

---

---

---

---

---

---

---

---

---