


Please find today's learning tasks below. The table below explains the tasks and you will find the resources underneath.

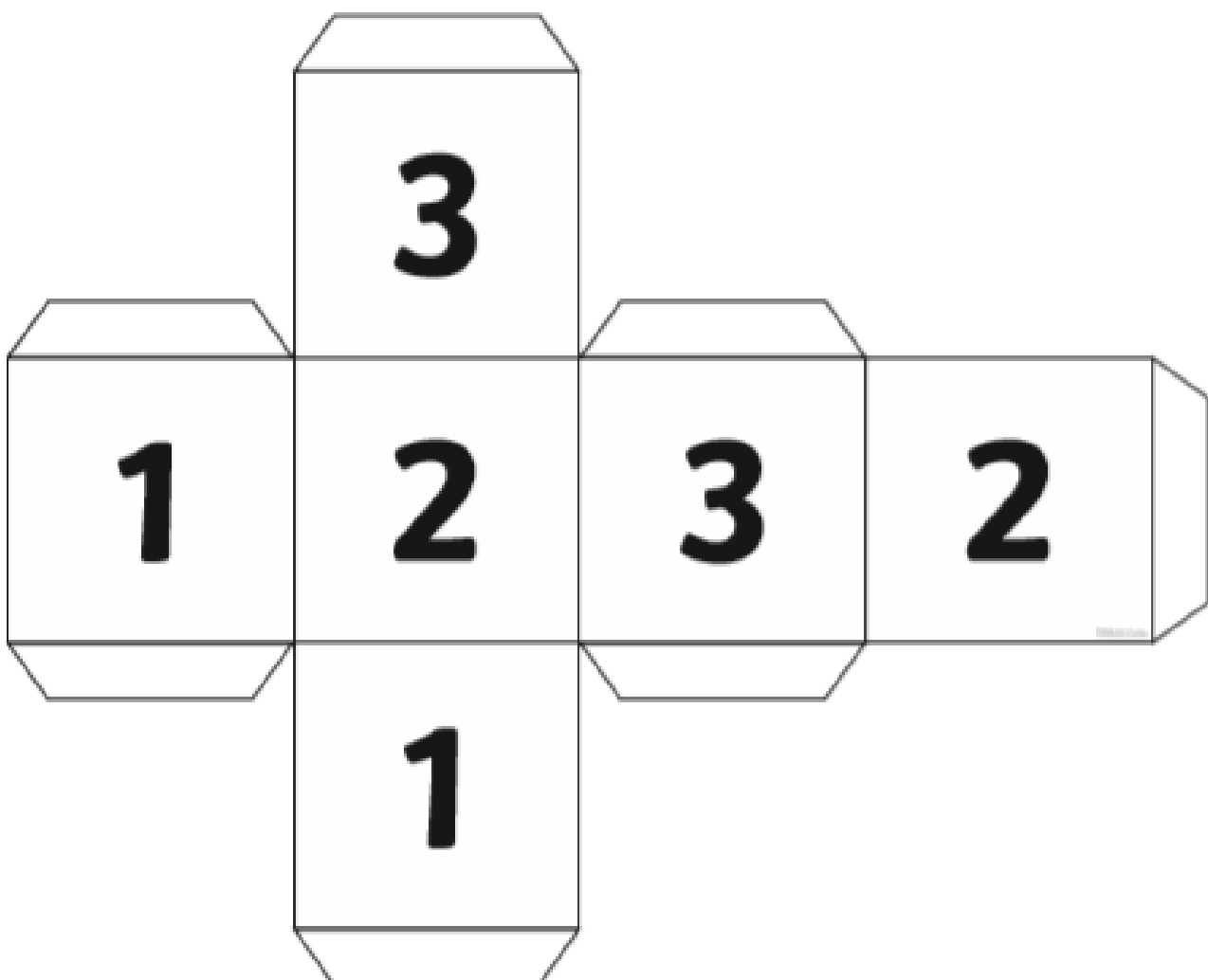
Year group: Reception		Date: Thursday 4th June	
	Challenge 1	Challenge 2	Challenge 3
Maths	<p>Counting back</p> <p>Count out 5 cubes. Ask your child to check how many cubes there are and ensure he/she knows that there are 5. Cover the cubes with a cloth, check that your child is happy there are still 5 under the cloth. Then, as they watch take some cubes out, counting whilst they watch. Ask them to work out how many cubes will still be hidden.</p> <p>Key questions:</p> <p>How many cubes did we have at the start? How many cubes did I take away?</p> <p>How many cubes will be under the cloth now? How did you work it out?</p> <p>The bus stop activity is provided to practice taking away, the instruction card is straight forward but you will need to prepare the people by cutting them out and make the dice if you don't already have one from previous challenges. A 1,2,3 dice is best for this activity</p> <p>I would really like your child to use the story language of First, Then and Now to put into context what they are doing. For example they might say:</p> <p>First there are 8 people on the bus. Then 3 people got off at the bus stop. Now there are 5 people left on the bus.</p> <p>This activity could be done practically with a number of toys sitting on your sofa and pretending it is a bus/car.</p>		
Phonics/ Reading	Please visit Oxford Owls to read a book and Phonics play has some super phonic games	Please visit Oxford Owls to read a book and Phonics play has some super phonic games	Please visit Oxford Owls to read a book and Phonics play has some super phonic games
English	<p>I wonder if you could complete the speech bubble with something that one of the animals might say.</p> <p>First choose an animal from the story and have a look at the fruit that the animal eats, discuss with your grown-up what you think that animal might say.</p> <p>E.g. The zebra might say 'Yum, I like the round, juicy orange.'</p>	<p>I would like you to complete both of the speech bubbles, choose an animal from the story for each bubble, decide with your grown-up what you think they might say about the fruit that they eat.</p> <p>E.g you might chose the giraffe and it might say "I like the taste of the spikey, leaved pineapple"</p>	<p>I would like you to complete both of the speech bubbles, choose an animal from the story for each bubble, decide with your grown-up what you think they might say about the fruit that they eat.</p> <p>E.g you might chose the ostrich and it might say "I like the taste of the sweet smelling guava"</p>
Wellbeing	<p>What is a Silhouette? Do some research and find out what you can.</p> <p>Have a look at the silhouettes on the page, can you identify them? What do these silhouettes have in common?</p> <p>Think about how you could make a silhouette at your house. See if you can make a silhouette.</p>	<p>What is a Silhouette? Do some research and find out what you can.</p> <p>Have a look at the silhouettes on the page, can you identify them? What do these silhouettes have in common?</p> <p>Think about how you could make a silhouette at your house. See if you can make a silhouette.</p>	<p>What is a Silhouette? Do some research and find out what you can.</p> <p>Have a look at the silhouettes on the page, can you identify them? What do these silhouettes have in common?</p> <p>Can you write the names of the animals you can see underneath each one?</p> <p>Think about how you could make a silhouette at your house. See if you can make a silhouette.</p>

## Challenge 1, 2 and 3

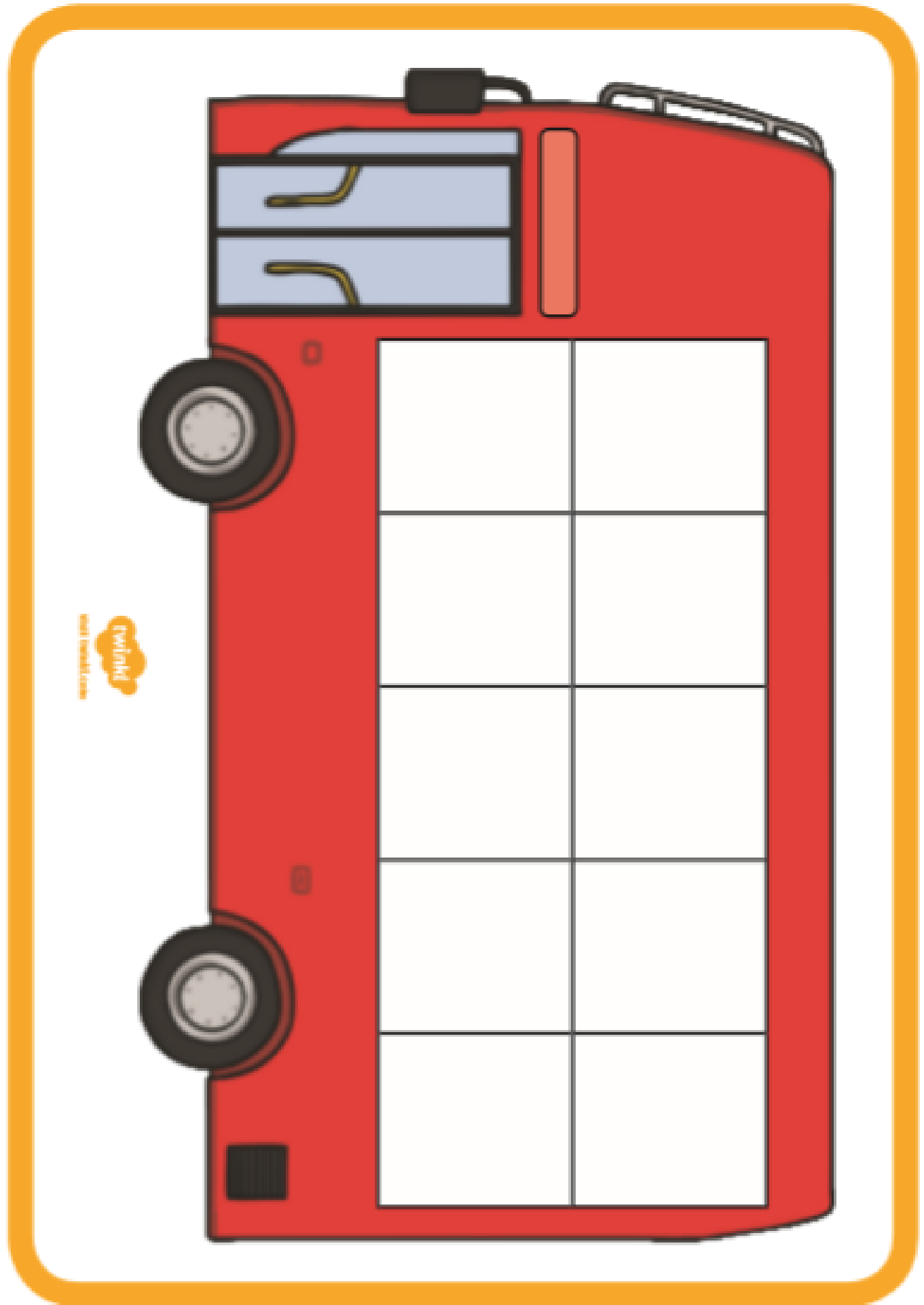
In practical activities and discussions, beginning to use the vocabulary involved in subtracting.



- Pick a number card and place the people on the bus.
- Count how many people are on the bus.
- Roll the dice and move that many people off at the bus stop.
- How many people are left on the bus?
- Pick another number card and play again.



# Challenge 1,2 and 3



Challenge 1, 2 and 3



6



4



7



5



10




8




9

Challenge 1, 2 and 3



# Challenge 1



# Challenge 2 and 3

The worksheet is designed for a challenge involving fruit and vegetable illustrations. It features two large speech bubbles with horizontal lines for writing, surrounded by a border of various food items including pineapples, apples, plums, strawberries, and vegetable salads.

The top border contains the following items from left to right: a pineapple, an apple, a plum, a vegetable salad, a strawberry, a pineapple, an apple, and a plum.

The bottom border contains the following items from left to right: a strawberry, a vegetable salad, a plum, an apple, a pineapple, a strawberry, a vegetable salad, and a plum.

The left border contains the following items from top to bottom: a vegetable salad, a plum, an apple, a pineapple, a strawberry, a vegetable salad, a plum, an apple, a pineapple, and a strawberry.

The right border contains the following items from top to bottom: a vegetable salad, a strawberry, a pineapple, an apple, a plum, a vegetable salad, a strawberry, a pineapple, an apple, and a plum.

The two speech bubbles are positioned in the center of the page. The top speech bubble is purple and the bottom speech bubble is blue. Both have five horizontal lines for writing.

twinkl.co.uk

# Wellbeing activity

