

Please find today's learning tasks below. The table below explains the tasks and you will find the resources underneath.

Year group: Reception		Date: Friday 5th June	
	Challenge 1	Challenge 2	Challenge 3
English	<p>Today I need to see how much of the story: Handa's Surprise you can remember by playing a matching game.</p> <p>I have sent you a sheet with all the animals and the fruit from the story on it.</p> <p>You will need to cut out each animal and each fruit and lay them down on the table so that you can see them. Can you match the animal to the fruit they eat, there may be some that you can remember without any assistance. If you are struggling maybe you could re-read the book or watch the story on You Tube. I'm sure this will help!</p>	<p>Can you complete the sheet with a sentence written into each box?</p> <p>You might want to discuss your sentence first with your grown-up.</p> <p>Remember to make your sentence the best you can by including a: capital letter, finger spaces, a full stop and then read it back to check it makes sense.</p> <p>Your grown-up could help you to write any tricky words that you cannot sound out yourself.</p>	<p>I'm going to let you choose your own learning today from a choice of several different activities all based around the book: Handa's Surprise by Eileen Browne.</p> <ol style="list-style-type: none"> <li>1) Write a sentence about what you liked or disliked about the story.</li> <li>2) Write a sentence as if you are Handa and tell me what you think happened to the fruit in your basket.</li> <li>3) You could change the story slightly, you could change the animals so that they are farm animals or you could have</li> </ol>
Phonics/ Reading	Please visit Oxford Owls to read a book and Phonics play has some super phonic games	Please visit Oxford Owls to read a book and Phonics play has some super phonic games	Please visit Oxford Owls to read a book and Phonics play has some super phonic games
Maths	<p>As in previously taught activities, it is important that the appropriate language is used to put this into a context for the children.</p> <p>As the children complete the sheet, encourage them to talk through what is happening:</p> <p>E.g. First there are 4 strawberries.</p> <p>Then the farmer eats 2 strawberries.</p> <p>Now there are 2 strawberries left.</p>	<p>As in previously taught activities, it is important that the appropriate language is used to put this into a context for the children.</p> <p>As the children complete the sheets encourage them to use the words:</p> <p>First, Then and Now</p> <p>(you will see that the sheets are set out into boxes to help the children see what happens, first, then and now.)</p>	<p>As in previously taught activities, it is important that the appropriate language is used to put this into a context for the children.</p> <p>Encourage your child to use First, Then and Now when talking about their work.</p> <p>E.g. First there are 4 people on the bus. Then 2 people get off the bus. Now there are 2 people left on the bus.</p> <p>The second sheet is a little different in that your child needs to work out the missing part.</p>
Wellbeing	<p>In the story, Handa wanted to surprise her friend Akeyo.</p> <p>Surprises are often a lovely way of saying something special to someone that means a lot to us.</p> <p>If you were going to collect some gifts for a friend, what would you give them?</p> <p>Can you verbally tell your grown-up what you would choose.</p>	<p>In the story, Handa wanted to surprise her friend Akeyo.</p> <p>Surprises are often a lovely way of saying something special to someone that means a lot to us.</p> <p>If you were going to send your friend 7 things, what would you send?</p> <p>Make a list of the 7 things on the sheet.</p>	<p>In the story, Handa wanted to surprise her friend Akeyo.</p> <p>Surprises are often a lovely way of saying something special to someone that means a lot to us.</p> <p>If you were going to send your friend 7 things, what would you send?</p> <p>Make a list of the 7 things on the sheet.</p>

# Challenge 1



pineapple



banana



elephant



goat



avocado



guava



giraffe



monkey



passion  
fruit



orange



antelope



ostrich



mango



parrot



zebra



# Handa's Surprise

What is the setting?


Who is the main character?


If you could include another animal what would it be?




# Challenge 3

plum, fruit salad, strawberry, pineapple, apple, plum, fruit salad, strawberry

apple

pineapple

strawberry

fruit salad

plum

apple

pineapple


strawberry

fruit salad


plum, apple, pineapple, strawberry, fruit salad, plum, apple, pineapple

twinkl.co.uk


# Farmyard Taking Away Activity Sheet





I am Farmer Phil. I would like to eat 1 strawberry. How many are left?




The cow would like to eat 3 tufts of grass. How many are left?



How many pieces of wheat are there? The chicken would like to eat 5 pieces. How many are left?





How many lettuces are there? The rabbit eats 4 lettuces. How many lettuces are left?







How many carrots are there? The goat eats 7 carrots. How many carrots are left?

# Hungry Monkey Taking Away Activity







Hungry Monkey is eating some bananas. How many are left?

<p>First,</p>  <p>there are 4 bananas.</p>	<p>Then,</p>  <p>Hungry Monkey eats 2.</p>	<p>Now,</p> <p>how many are left?</p>
---	---	---------------------------------------




<p>First,</p>  <p>there are 5 bananas.</p>	<p>Then,</p>  <p>Hungry Monkey eats 1.</p>	<p>Now,</p> <p>how many are left?</p>
---	---	---------------------------------------

<p>First,</p>  <p>there are 7 bananas.</p>	<p>Then,</p>  <p>Hungry Monkey eats 3.</p>	<p>Now,</p> <p>how many are left?</p>
---	---	---------------------------------------




## Challenge 2 cont...

<p>First,</p>  <p>there are 2 bananas.</p>	<p>Then,</p>  <p>Hungry Monkey eats 1.</p>	<p>Now,</p> <p>how many are left?</p>
<p>First,</p>  <p>there are 10 bananas.</p>	<p>Then,</p>  <p>Hungry Monkey eats 5.</p>	<p>Now,</p> <p>how many are left?</p>
<p>First,</p>  <p>there are 8 bananas.</p>	<p>Then,</p>  <p>Hungry Monkey eats 3.</p>	<p>Now,</p> <p>how many are left?</p>

# Challenge 3

First	Then	Now
		




$$4 - 2 = \square$$

First	Then	Now
		




$$6 - 3 = \square$$



Challenge 3 cont...

First	Then	Now
		

$$\boxed{8} - \boxed{\phantom{00}} = \boxed{5}$$

First	Then	Now
		

$$\boxed{8} - \boxed{\phantom{00}} = \boxed{6}$$