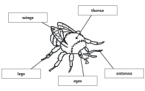


Please find today's learning tasks below. The table below explains the tasks and you will find the resources underneath.

Year group: Reception		Date: Thursday 21st May	
	Challenge 1	Challenge 2	Challenge 3
English	<p>Can you unscramble my sentence?</p> <p>The jumbled up sentence is at the bottom of the sheet, try to read each word before you cut it out, can you think what the sentence should be?</p> <p>Can you stick it down in the right order and then read it back to make sure it sounds ok.</p> <p>Now draw a picture to match the sentence.</p> <p>Finally write the sentence using your best cursive handwriting.</p>	<p>Can you unscramble my sentence?</p> <p>The jumbled up sentence is at the bottom of the sheet, try to read each word before you cut it out, can you think what the sentence should be?</p> <p>Can you stick it down in the right order and then read it back to make sure it sounds ok.</p> <p>Now draw a picture to match the sentence.</p> <p>Finally write the sentence using your best cursive handwriting.</p>	<p>Can you make a poster that tells us how amazing a bee is?</p> <p>Don't forget to write a heading / title for your poster E.g. AMAZING BEES</p> <p>(you could decorate or colour each letter)</p> <p>You might want to draw a bee and label it.</p>  <p>You might like to draw a bee and write lots of facts around it.</p> <p>You can make your page look as colourful as you like.</p>
Phonics/ Reading	Please visit Oxford Owls to read a book and Phonics play has some super phonic games	Please visit Oxford Owls to read a book and Phonics play has some super phonic games	Please visit Oxford Owls to read a book and Phonics play has some super phonic games
Maths	<p>Your challenge today, is to use the pirate's treasure chests to help you with adding more to a given amount.</p> <p>You will find that each chest already has some coins, and above the chest it tells you how many more coins to add, you can draw these in.</p> <p>I would like you to use the words: First, Then and Now to tell a story about the coins.</p> <p>E.g. First the pirate had 4 coins in the chest. Then he finds 1 more coin. Now he has 5 coins in the chest.</p>	<p>Your challenge today is to use the words:</p> <p>First, Then and Now to tell a story about the pictures.</p> <p>You will notice that in the first picture it always gives you the number to start with, the second picture has the amount from the first picture plus the objects you are adding are always away from the main part of the picture, this is what to add.</p> <p>Your story could be: First there were 2 pigs in the pen. Then 2 more pigs arrived. Now there are 4 pig in the pen.</p>	<p>Your challenge today is to use the words:</p> <p>First, Then and Now to tell a story about the pictures.</p> <p>You will notice that in the first picture it always gives you the number to start with, the second picture has the amount from the first picture plus the objects you are adding are always away from the main part of the picture, this is what to add.</p> <p>Your story could be: First there are 4 candles on the cake. Then mummy adds 1 more candle. Now there are 5 candles on the cake.</p>
Wellbeing	Can you make something to wear? A headband or a bracelet, a necklace or a broach. All I ask is that you include a bee somewhere on it I have sent you a bee that you could put in the middle of the band etc you could decorate around the band with bright colourful flowers that you think the bee might enjoy landing on.	Can you make something to wear? A headband or a bracelet, a necklace or a broach. All I ask is that you include a bee somewhere on it I have sent you a bee that you could put in the middle of the band etc you could decorate around the band with bright colourful flowers that you think the bee might enjoy landing on.	Can you make something to wear? A headband or a bracelet, a necklace or a broach. All I ask is that you include a bee somewhere on it I have sent you a bee that you could put in the middle of the band etc you could decorate around the band with bright colourful flowers that you think the bee might enjoy landing on.

Challenge 1

Stick your sentence here.

Draw a picture of your sentence

Write your sentence.

bee

very

is

The

greedy.



Challenge 2

Stick your sentence here.

Draw a picture of your sentence

Write your sentence with your best cursive handwriting

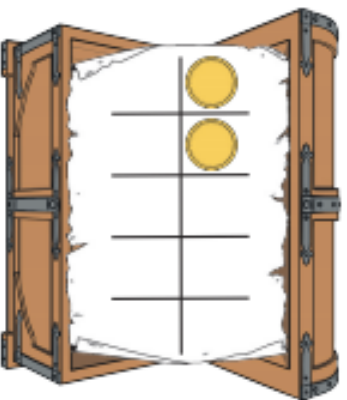
greedy	lived	in	beehive.	a	The	bee
--------	-------	----	----------	---	-----	-----

Adding More Treasure to Pirate Patch's Chest

Add more coins to each treasure chest. Can you work out how many coins Pirate Patch has in each chest?

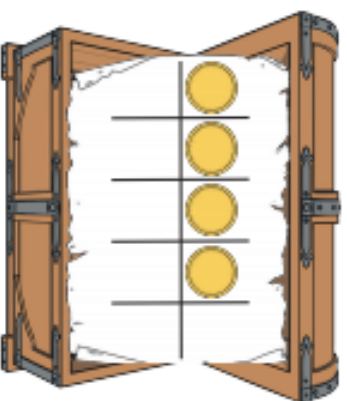


Add **2** more coins.



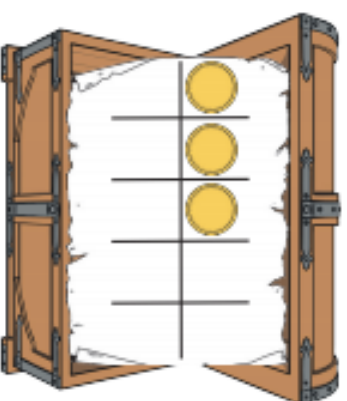
$$2 + \square = \square$$

Add **1** more coin.



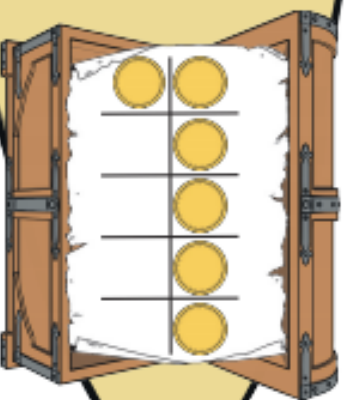
$$4 + \square = \square$$

Add **3** more coins.



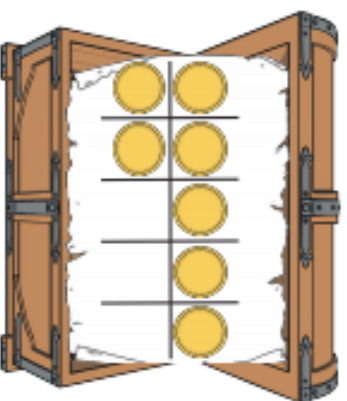
$$3 + \square = \square$$

Add **1** more coin.



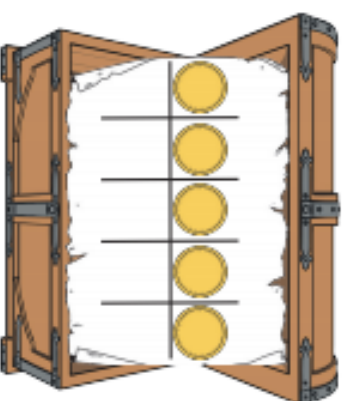
$$6 + \square = \square$$

Add **2** more coins.

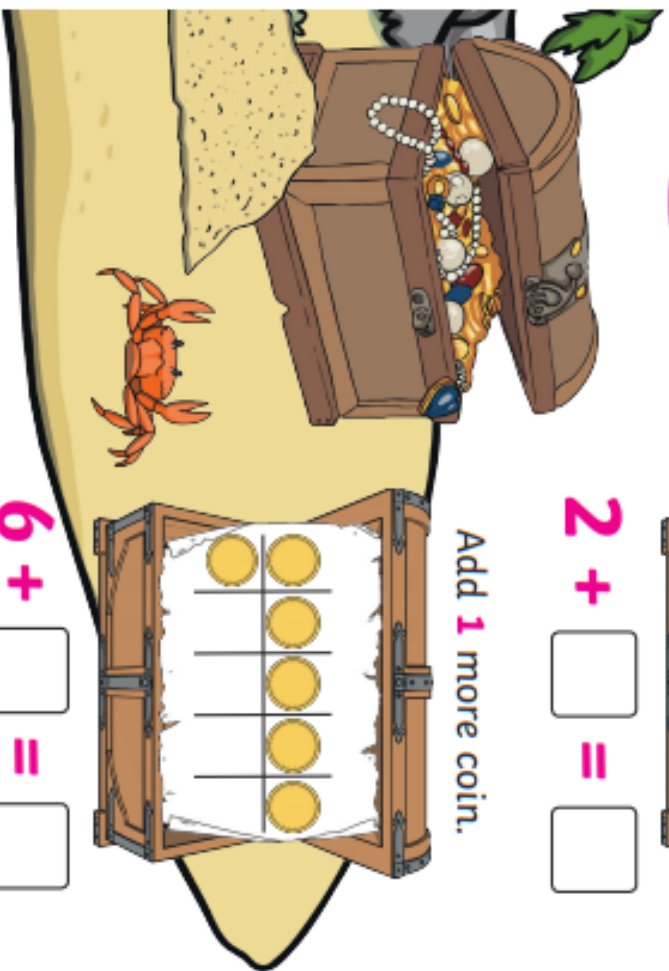


$$7 + \square = \square$$




Add **3** more coins.



$$5 + \square = \square$$






Challenge 2

First	Then	Now
		

$$\square + \square = \square$$




twinkl.com

First	Then	Now
		

$$\square + \square = \square$$




twinkl.com

Challenge 2

First	Then	Now
		

$$\square + \square = \square$$




twinkl.com

First	Then	Now
		




$$\square + \square = \square$$

twinkl.com

Challenge 3




First	Then	Now
		

$$\square + \square = \square$$




First	Then	Now
		

$$\square + \square = \square$$

Challenge 3

First	Then	Now
		

$$\square + \square = \square$$

First	Then	Now
		

$$\square + \square = \square$$

Wellbeing

