

Please find today's learning tasks below.





The table below explains the tasks and you will find the resources underneath.

Year group: Nursery		Date: 20.05.2020	
	Challenge 1	Challenge 2	Challenge 3
English/ Listening/ Speaking and Understanding	<p>"The life of a builder"</p> <p>Builders need to do lots of drawings to make their buildings. Can you put on your super builders hat and jacket! Your job as a builder today is to design and draw a house and a garden. Don't forget your tripod grip and draw the shapes slowly with good pencil control.</p> <p>Write your name.</p>	<p>"The life of a builder"</p> <p>Builders need to do lots of drawings to make their buildings. Can you put on your super builders hat and jacket! Your job as a builder today is to design and draw a house and a garden. Draw the shapes slowly with good pencil control. Use detail in your drawing.</p> <p>Write your name.</p> <p>An example is below.</p>	<p>"The life of a builder"</p> <p>Builders need to do lots of drawings to make their buildings. Can you put on your super builders hat and jacket! Your job as a builder today is to design and draw a house and a garden. Use lots of detail in your drawing.</p> <p>Write your name.</p> <p>An example is below.</p>
Maths	<p>Explore Ten Town.</p> <p>Recognize the numbers 0-10, Choose a few numbers to explore.</p>	<p>Explore Ten Town.</p> <p>Recognize the numbers 0-10. Choose a few numbers to explore.</p>	<p>Explore Ten Town. Recognize the numbers 0-15. Choose a few numbers to explore and practice forming the</p>
Phonics/ Reading	<p>Complete the phonics sheets below.</p> <p>Listen for the first sound in each word that matches the picture.</p>	<p>Complete the phonics sheet below.</p> <p>Make the word to match the pictures by cutting out the letters.</p>	<p>Complete the phonics sheet below.</p> <p>Make the word to match the picture and have a go at writing the word.</p>
Wellbeing	<p>Go on a nature hunt in the garden. Can you make a collage using the leaves, flowers and sticks. You could make a flower, a tree, a woodland or even use the sticks and attach them together and make something to hang up in your garden.</p>	<p>Go on a nature hunt in the garden. Can you make a collage using the leaves, flowers and sticks. You could make a flower, a tree, a woodland or even use the sticks and attach them together and make something to hang up in your garden.</p>	<p>Go on a nature hunt in the garden. Can you make a collage using the leaves, flowers and sticks. You could make a flower, a tree, a woodland or even use the sticks and attach them together and make something to hang up in your garden.</p>

An Example—Don't forget to include detail in your drawing!








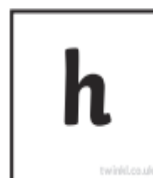
CVC Initial Letter Matching

<input type="text"/>	ig	
<input type="text"/>	am	
<input type="text"/>	ap	
<input type="text"/>	ad	




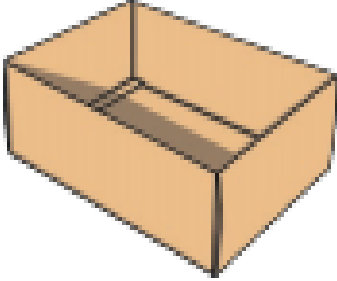

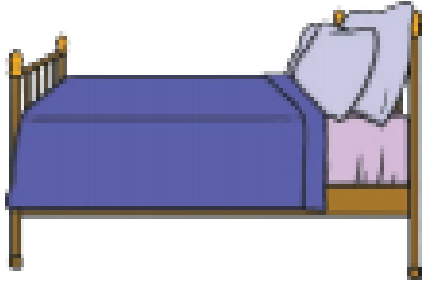
CVC Initial Letter Matching

<input type="text"/>	eg	
<input type="text"/>	ed	
<input type="text"/>	en	
<input type="text"/>	en	



Spelling Maze!

Directions: Cut and paste the letters to make the word for the picture in the box.

p	b	a	o	m	t
s	d	b	e	i	x

Spelling Maze!

Draw lines between the right letters to spell out the word! Write your word on the lines at the end!



c


o

g

l

a

t



r


u

p

e

e

d



x

e

p

h

o

n



s

u

m

j

a

s



t

a

n

p

e

y