

Year 2

Please find today's learning tasks below.

The table below explains the tasks and you will find the resources underneath. Your child will know which challenge they usually access in each subject and which task will be appropriate for them.

Year group: 2				Date: 14.05.20			
English	<p>Watch the clip below again; https://learnenglishkids.britishcouncil.org/short-stories/jack-and-the-beanstalk</p> <p>As you are watching the clip – think about the sequence of the story.</p>						
	Bronze		Silver		Gold		
	Complete the sequence task (below) and then draw a story board to explain the sequence of the story – draw 1 picture for each sentence.		Complete the sequence task (below) and then complete a story board to retell the story. Draw 1 picture for each sentence – copy / add your own sentences.		Complete the sequence task (below) and then complete a story board to retell the story. Draw 1 picture for each sentence – copy / add your own sentences.		
Maths	<p>Warm Up – follow this link to complete your maths warm up. http://www.wldps.com/gordons/Bingo - addition.swf</p> <p>Complete the adding TO +TO within 100 game.</p>						
	Bronze		Silver		Gold		
	Complete the symmetry activity sheet below. If you can't print the task draw some shapes in your book using a ruler or find some shapes around the house to draw around. Remember to complete your reasoning tasks.		Complete the symmetry activity sheet below. If you can't print the task draw some shapes in your book using a ruler or find some shapes around the house to draw around. Remember to complete your reasoning tasks.		Complete the symmetry activity sheet below. If you can't print the task draw some shapes in your book using a ruler or find some shapes around the house to draw around. Remember to complete your reasoning tasks.		

Reading	Read the text about Butterfly Life Cycle (see below) and complete the questions.
Phonics	Can you find the Common Exception Words in the word search? (see below)
Other	<p>Today's subject focus will be Music</p> <p>Share the link below: https://www.bbc.co.uk/teach/school-radio/music-jack-and-the-beanstalk-song1/z7m67nb</p> <p>Follow the tasks on the screen to learn the song 'What shall we do?' – clap the rhythms.</p>

Unless otherwise specified, please complete the tasks in either your home learning book or print out the document below.

Writing Challenge (Part 1) - All groups.

2. What's the order?



Watch the story and put the sentences in order.

1

Jack's mother chopped down the beanstalk and the giant crashed to the ground.

Jack took the hen and the harp and started climbing down the beanstalk.

Jack lived with his mother. They were very poor.

Jack saw a beautiful castle. He went inside.

Jack's mother threw the beans out of the window.

A man gave Jack some magic beans for his cow.

An enormous giant came into the room and sat down. He had a hen and a golden harp.

The next morning, there was a giant beanstalk. Jack climbed the beanstalk.


Writing Challenge (Part 2)


Complete a picture storyboard (as below) to retell of the story Jack and the Beanstalk. You can use the sentences above to help you and draw 8 different pictures - you can copy / add your own sentences or alternatively write a retell of the story in your own words.

--	--	--	--

--	--	--	--

Print this if you want to / split your page into 8 sections.





Common Exception Words

b b b d e f a t h e r l
e p a t h r s t c v w x
a z t b c d e f l p i j
u l h n o p q r a a u v
t x y z a g r a s s g h
i j k l m n o p s s s t
f v w x l z a b c d e f
u h i p a s t n o p q r
l t u v s x y z a l c d
e f a s t j k l m a o p
q r s t u v w x y n a b
a f t e r h i j k t m n

beautiful
after
fast
last

past
father
class
grass

pass
plant
path
bath

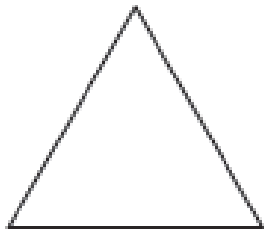
Extension task - write each word into a sentence.

Lines of Symmetry

Name: _____ Date: _____


Draw as many lines of symmetry as you can.

1.



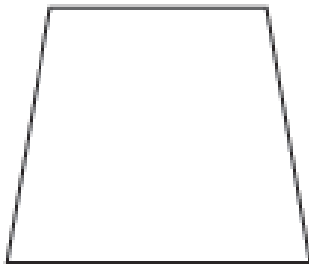
How many lines of symmetry?

2.




How many lines of symmetry?

3.



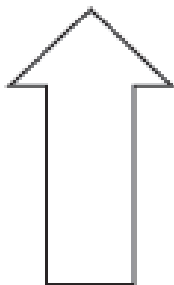
How many lines of symmetry?

4.



How many lines of symmetry?

5.



How many lines of symmetry?

Lines of Symmetry

Name: _____ Date: _____

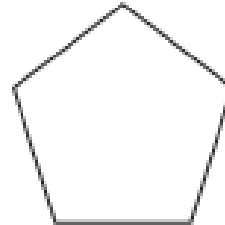
Draw as many lines of symmetry as you can.

1.




How many lines of symmetry?

2.



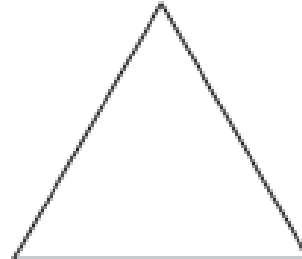
How many lines of symmetry?

3.



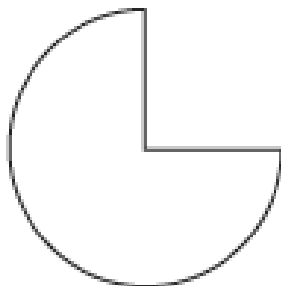
How many lines of symmetry?

4.



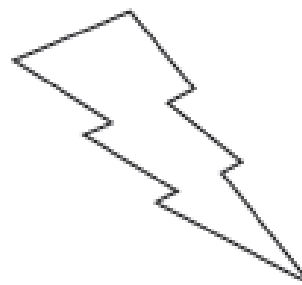
How many lines of symmetry?

5.



How many lines of symmetry?

6.



How many lines of symmetry?

Lines of Symmetry

Name: _____ Date: _____

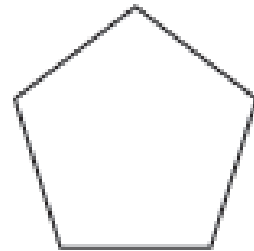
Draw as many lines of symmetry as you can.

1.



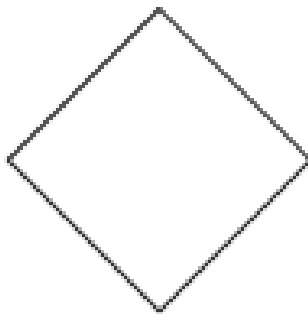
How many lines of symmetry?

2.



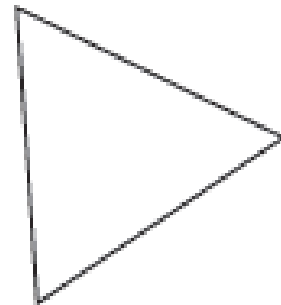
How many lines of symmetry?

3.



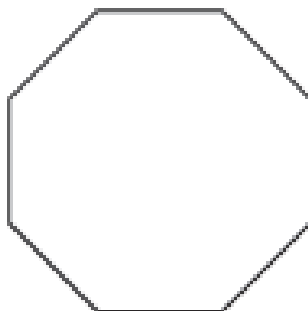
How many lines of symmetry?

4.



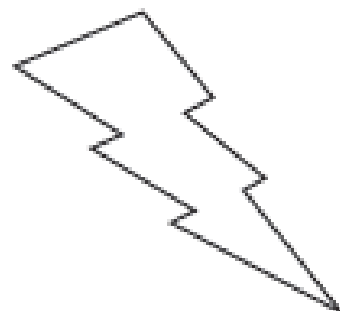
How many lines of symmetry?

5.



How many lines of symmetry?

6.



How many lines of symmetry?

Reasoning Tasks (all groups)

Lines of Symmetry



Which shape goes in each part?

vertical line
of symmetry

no vertical line
of symmetry

3 sides


more than
3 sides



Can you think of one more shape to add to each part?

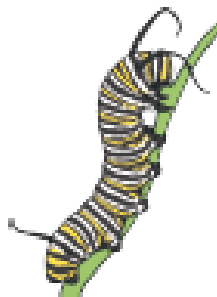
Butterfly Life Cycle

Butterflies have a complete life cycle with four separate stages.



What happens during the first stage?

The new butterfly starts life as a very small egg on a leaf. Eggs can be round, oval or cylindrical and some are ribbed.



What happens during the second stage?

A caterpillar (or larva) hatches. They have patterns, stripes or patches and are sometimes hairy. The caterpillar needs to eat lots to grow.



What happens during the third stage?

The caterpillar forms a chrysalis (or pupa). It is usually brown or green. The caterpillar starts to grow wings.



What happens during the fourth stage?

It is now an adult and usually learns to fly in 3 or 4 hours. The adults also mate and the female butterflies lay eggs, beginning the life cycle again.

Butterfly Life Cycle Questions

First Stage

1. What does the new butterfly start life as?

2. The eggs can be round, and what else?

Second Stage

3. What hatches in the second stage?

4. What does the caterpillar need to do?

Third Stage

5. What colour is the chrysalis (or pupa)?

6. What does the caterpillar start to grow?

Fourth Stage

7. What is it now?

8. How long does it usually take the butterfly to learn how to fly?
