

Please find today's learning tasks below.

The table below explains the tasks and you will find the resources underneath. Your child will know which challenge they usually access in each subject and which task will be appropriate for them.

Unless otherwise specified, please complete the tasks in either your homework book or on a word document

Year group: 3		Date: 18 th May	
	Bronze	Silver	Gold
English	<p>Story plan- Today we would like you to plan the retell of the story 'Taking Flight'. Please watch this video https://www.literacyshed.com/takingflight.html. Then plan the story using the planning sheet below.</p>	<p>Story plan- Today we would like you to use the story planner attached to plan your ideas for a retell of 'Taking Flight'. Please watch the video of this story- https://www.literacyshed.com/takingflight.html</p> <p>Think about: the main characters, setting, what is the problem, build up and the resolution of the problem. Remember you can write keywords and bullet points for your plan.</p>	
Maths	Use the array method to solve the divisions in the 2, 5 and 10 times table.	Use the array method to solve the divisions in the 3, 4 and 8 times table.	Use the array method to solve the divisions in the 6, 7 and 8 times table.
Reading/ Spelling	<p>Please follow the link below to access online reading books. Please see the list of books for your child's reading band in their red book. https://www.oxfordowl.co.uk/</p> <p>Please read at least 2 pages of a book and record it in the red school links book. <i>Can you write the common exception word 3 times? Please see the tables on the next pages. These are the words for this week. You could even test yourself on Friday. (new words will be given next Monday)</i></p>		
Other	<p>Today's subject focus will be PE, we would like you to play the 'Newspaper dance'. It is an alternative version of musical statues. Please see the instructions at the bottom of this document. Please send us some photos of your balances and have fun!</p>		

Bronze- Spellings

Spelling	Write	Write	Write
cold			
gold			
hold			
old			
told			

Silver/Gold- Spellings

Spelling	Write	Write	Write
arrive			
century			
certain			
earth			
eighth			
extreme			
fruit			

English- Bronze

Please watch the video of the story 'Taking Flight'- <https://www.literacyshed.com/takingflight.html> Please use this planning sheet to plan the story. You can write keywords and pictures in the following boxes.

<p>Beginning</p> <p>What happens at the beginning?</p> <p>Who are the main characters?</p> <p>Where is it set?</p>	
<p>Build up</p> <p>What happens next?</p> <p>How does the story hint at a problem?</p>	
<p>Problem</p> <p>What is the problem within the story?</p>	
<p>Resolution</p> <p>How is this problem resolved/ sorted out?</p>	
<p>Ending</p> <p>How does the story end?</p> <p>Does it end happily? Is there a twist to the plot?</p>	

Please watch this video <https://www.literacyshe.com/takingflight.html>

Then plan a retell of the story of 'Taking Flight' using the planning sheet below.

My Story Planning Sheet

1. Beginning

Where does your story start?

Who is there?

What are they doing?

2. Middle

What is the problem?

What happens? (Lots of action and excitement)

3. Sorting out the problem

How is the problem sorted out?

Who sorts it out?

4. End

What happens to the main characters at the end of the story?

What might your last line be?

Who are your characters?

Setting

Where does your story take place?

What can be seen there?

What can be heard there?

How might your characters feel there?

Which WOW words can you use?


Which conjunctions can you use?

Draw a picture of your setting:

Maths

Today's focus will be using arrays to divide.

Here is an example of how to set out your work.




· $15 \div 5 = 3$ and $15 \div 3 = 5$


Good luck and have fun!

Maths- Bronze


1) $15 \div 5 =$




2) $12 \div 2 =$




3) $40 \div 10 =$




1) $9 \div 3 =$




2) $24 \div 4 =$




3) $32 \div 8 =$




1) $24 \div 8 =$



2) $42 \div 7 =$



3) $24 \div 6 =$



PE

Please follow the instructions and enjoy!

Newspaper dance




Get Set 4 P.E.

What you need: 1 or more players, a sheet of newspaper per player, a music track and someone to press stop.

How to play:

- Each player begins standing on a large piece of newspaper.
- When the music plays children move off their newspaper and dance around the space.
- When the music stops children stand on their newspaper. They are not allowed to touch the floor.
- When successful reduce the size of the newspaper by folding it.
- Keep playing until they cannot stand without going out of the boundary.



How will you balance?