


Please find today's learning tasks below.

The table below explains the tasks and you will find the resources underneath.

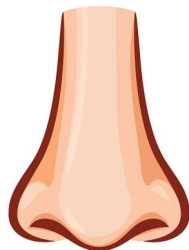

Year group: Year 1		Date: 22/04/20	
	Bronze	Silver	Gold
English	Can you draw and label the picture? Can you add any other details? What else might you see there? Label your picture.	Look at the picture. Write a description of what it is like there.	Look at the picture. Write a description of what it is like there. How would it make you feel?
Maths-	Today you will be sharing into equal groups. Complete the bronze activity below. Looking for more fun... Why not log on to Times Table Rockstars!	Today you will be sharing into equal groups. Complete the silver activity below. Looking for more fun... Why not log on to Times Table Rockstars!	Today you will be sharing into equal groups. Complete the gold activity below. Looking for more fun... Why not log on to Times Table Rockstars!
Phonics/ Reading	Can you read and write 'ea' words?	Can you read and write 'ure' words?	Can you add the prefix 'un' to the words to change their meaning?
Other	Today is EARTH DAY . For this we would like you to think about our planet and what you can do to help. The theme this year is CLIMATE ACTION , we need to protect the future of the world by reducing our impact on the climate. Why not choose one of the activities from the ideas. 		

English



What would it be like to live there?

What would you see, hear, smell, touch
and taste?







Bronze Maths

Share 6 sweets equally between two plates.

How many plates?

How many sweets on each plate?



How many counters in each of the circles?

How many circles?

How many counters in total?

Barney has 12 dog treats.

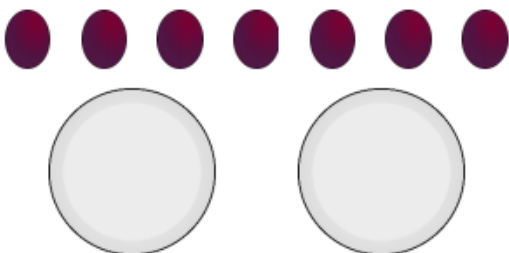
He shares them between 2 dogs.

Can they be shared equally?

How many will each dog get?



Marc has 7 grapes. He has to share them equally between 2 plates.



How many grapes should Marc eat to leave a number he can share equally between 2 plates?

Reasoning

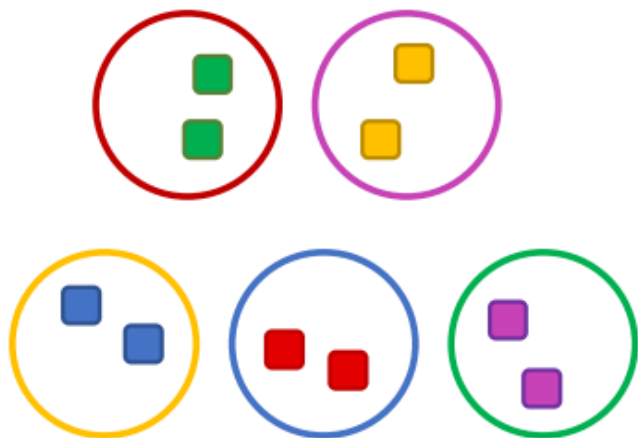

Silver Maths

Share 15 sweets equally between five plates.

How many plates?

How many sweets on each plate?

How many sweets in total?



How many counters in each of the circles?

How many circles?

How many counters in total?

Corinne has 30 cards. She shares them between 5 players.

Can they be shared equally?

How many cards should go to each player?



Reasoning

6a. Yuri has 19 peaches. He has to share them equally between 5 plates.



How many peaches should Yuri eat to leave a number he can share equally between 5 plates?



Gold Maths

Share 12 sweets equally between four plates.

How many plates?

How many sweets on each plate?

How many sweets in total?



How many counters in each of the circles?

How many circles?

How many counters in total?

Zoe has 30 toys. She shares them between 2 boxes.

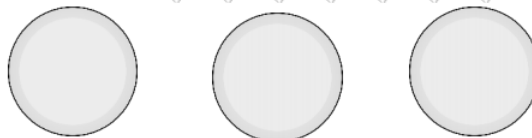
Can they be shared equally?

How many toys should be in each box?



Reasoning

9b. Arnie has 28 fried eggs. He has to share them equally between 3 plates.



How many fried eggs should Arnie eat to leave a number he can share equally between 3 plates?

bead

read

fear

heal

peak

cream

stream

Can you read these words? Have a go at writing some of them.

pure

sure

cure

heal

injure

unsure

secure

Can you read these words? Have a go at writing some of them.

happy

sure

fair

well

true

tidy

helpful

Can you add the prefix 'un' to these words to change their meaning?

Earth Day 2020

What is Earth Day?

Earth day is on 22nd April every year. This year will be 50 years since the first Earth day.

Earth day is to help raise awareness for the environment and to help the current environmental crisis.



What is the theme of this years Earth Day?

This year the theme is **climate action**.

Climate change is one of the biggest challenges the world faces. We need to protect the future of the world by reducing our impact on the climate.

What can I do to support Earth Day?

There is so much you can do to help protect and restore the planet from recycling, turning off lights and using less water.

Lots of us recycle our plastic and cardboard waste which is amazing!

As a school to celebrate Earth Day, we have come up with some creative activities for you to enjoy whilst recycling waste packaging.

See the activities that everyone can have a go at on the next page!



Please send a photograph of your creations to your teacher to share on twitter.



Grow your own egg box tree!

Grab an egg box or two and some paint to make this beautiful piece of artwork.

Paint a tree trunk onto a piece of card.

Paint the egg boxes green. You could even add some blossom to your tree leaves.

Stick the egg boxes using PVA or cellotape to the piece of card.

You've had fun and recycled at the same time!

More activities on the next page!



Be creative and design your own bag

Plastic bags take hundreds of years to decompose in landfill sites. Recycle them by creating your own design over them. You could reuse these as a bag for your next shopping trip.

You can either paint on your plastic bag, use chalk on a paper bag or glue different materials onto either.

The design is completely up to you!

Get organised with old cans!

If you have any old tin cans. Recycle and upcycle them to create some cool organising pots for all your crayons and pencils.

All you need to do is paint them with your favourite colour. If you choose to recycle multiple cans, you can glue these together (or tie with string) to create multiple pencil pots.



Construct a bug hotel!

Create a cosy place for all the creepy crawlies to hang out. Cut a two-litre plastic bottle into two cylinders, then stuff it with sticks, pine cones, bark, or any other natural material. Make sure to pack the organic material tightly. Then loop a piece of twine or yarn around the two cylinders and hang your bug hotel from a tree branch or fence.



Create a hanging planter!

Large plastic bottles become beautiful hanging planters in this green-living and green-thumb project. A great way to make a gorgeous hanging garden.

https://youtu.be/9zx_QcApUuq



Design elf houses!

Recycle plastic bottles to create elf houses. Cut the bottom and the top off a plastic bottle. Paint with two separate colours of your choice. Create flowers, tree and plants out of different materials or collect from your daily walk to decorate the houses.

The lights are made from light up tea lights (you don't have to include these if you don't have them).



Please send a photograph of your creations to your teacher to share on twitter.

