






Please find today's learning tasks below.


The table below explains the tasks and you will find the resources underneath.

Year group: Reception		Date: Tuesday 31st March	
	Challenge 1	Challenge 2	Challenge 3
Maths	<p>Language: on, in, under, next to, behind, in front.</p> <p>Can the children use positional language to talk you through their map. i.e. over the mud, through the grass, under...</p> <p>Can you set up an obstacle course, you could pretend to be the Easter Bunny and go over, under, around, through your course.</p> <p>Use the Easter Egg worksheet to hide the eggs. Ask the children to describe to you where they have put the eggs</p>	<p>Language: on, in, under, next to, behind, in front.</p> <p>Can you draw a map that follows the story 'We are Going on an Easter Egg Hunt'</p> <p>You could try giving a two step instruction—"Can you set the table and put the knife next to the fork next to the cups"</p> <p>Use the Easter Egg worksheet to hide the eggs. Ask the children to describe to you where they have put the eggs.</p>	<p>Language: on, in, under, next to, behind, in front.</p> <p>i.e. over the mud, through the grass, under...</p> <p>Spatial awareness language is very important for your child to gain a good understanding.</p> <p>You could try giving a two step instruction—"Can you set the table and put the knife next to the fork next to the cups"</p> <p>Use the Easter Egg worksheet to hide the eggs. Ask the children to describe to you where they have put the eggs.</p>
Phonics/ Reading	<p>Please visit Oxford Owls to read a book and Phonics play has some super phonic games</p>	<p>Please visit Oxford Owls to read a book and Phonics play has some super phonic games</p>	<p>Please visit Oxford Owls to read a book.</p> <p>Look at the 'air' trigraph.</p> <p>Practise saying 'air'</p> <p>Can you spot air in the story Clair at the Fair (grown ups its more entertaining saying the title like Liz from Rover's Return)</p>
Literacy	<p>Complete the penial control worksheet.</p>	<p>Use the cursive CEW formation sheet to rehearse formation of 'into'.</p>	<p>Practise the formation of Phase 2/3 CEW</p>
Wellbeing	<p>Can you decorate your own Easter Egg. This can be done however you wish. You could make it out of paper or hard boil your own egg!</p>	<p>Can you decorate your own Easter Egg. This can be done however you wish. You could make it out of paper or hard boil your own egg!</p>	<p>Can you decorate your own Easter Egg. This can be done however you wish. You could make it out of paper or hard boil your own egg!</p>

Easter Egg Sticking Activity



Challenge 1



1 2 3 4 5 6 7 8 9 10 11 12 13 14 15 16 17 18 19 20 21 22 23 24 25 26 27 28 29 30 31 32 33 34 35 36 37 38 39 40 41 42 43 44 45 46 47 48 49 50 51 52 53 54 55 56 57 58 59 60 61 62 63 64 65 66 67 68 69 70 71 72 73 74 75 76 77 78 79 80 81 82 83 84 85 86 87 88 89 90 91 92 93 94 95 96 97 98 99 100

Phase 2 Tricky Word Letter Formation
Activity Sheet

Name:

Trace over these words.

into

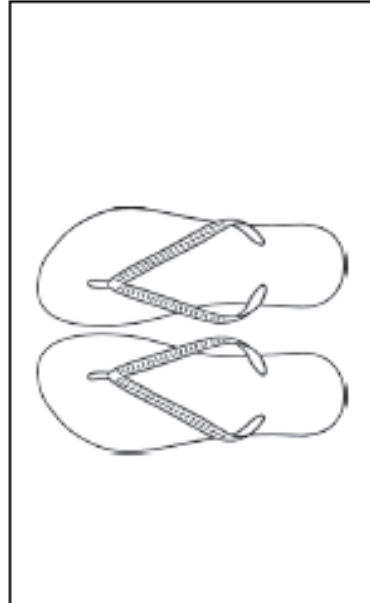
into into

into into

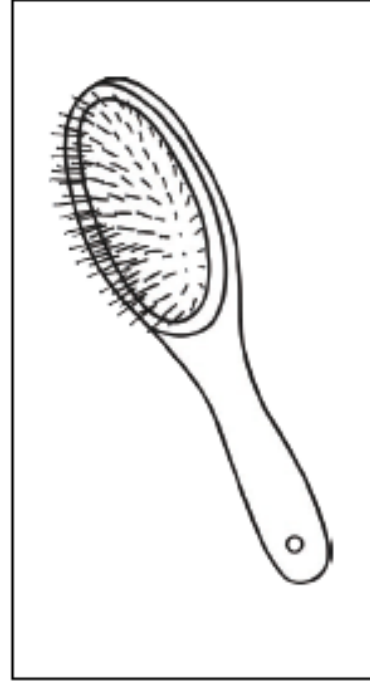
into into

into into


Clair at the Funfair



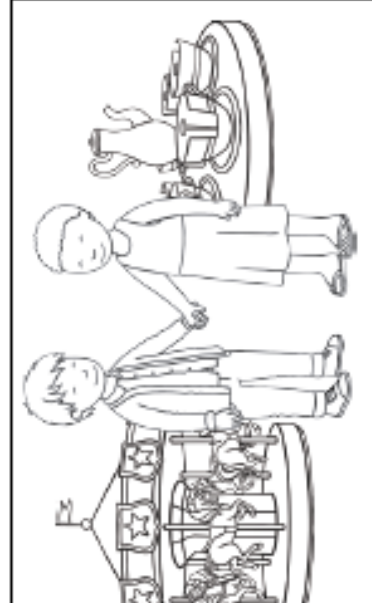
It was hot. Clair sat on a chair to put on a pair of red flip-flops.



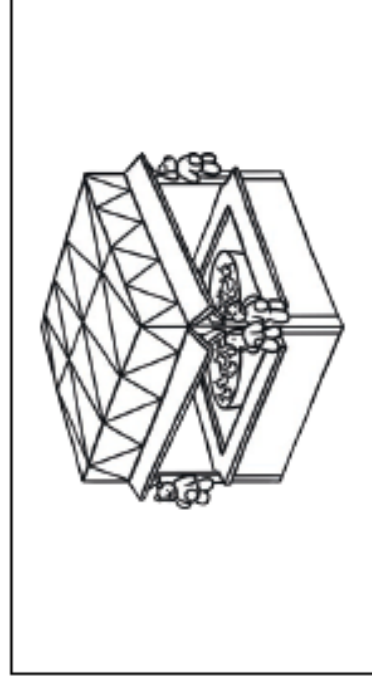
Then, she brushed her short hair and put in a clip.



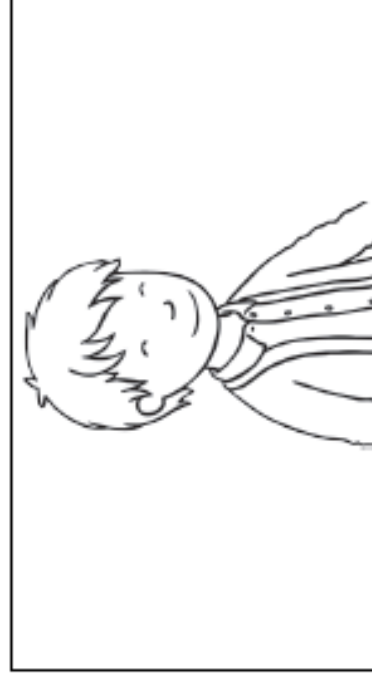
After that, she set off to the park. Clair went to the funfair at the park. The fair was fun.



At the park, she met Gair. They went to get a ticket together. The fair ticket was silver.



Clair and Gair had lots of fun. Clair went to the hook-a-duck. She got a duck and then a doll.



Gair had to finish at the fair, as his mum was waiting. He felt it was unfair, as Clair was still at the park. He might go back again the next day.

Challenge 3

First 100 High Frequency Words Handwriting

Practise your weekly spelling words using precursive handwriting.

said

can

little

into

too

in

are

as

back

by