
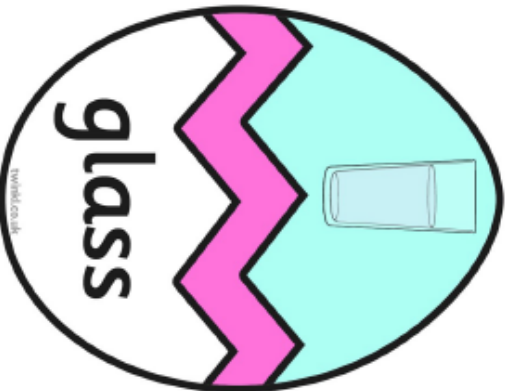
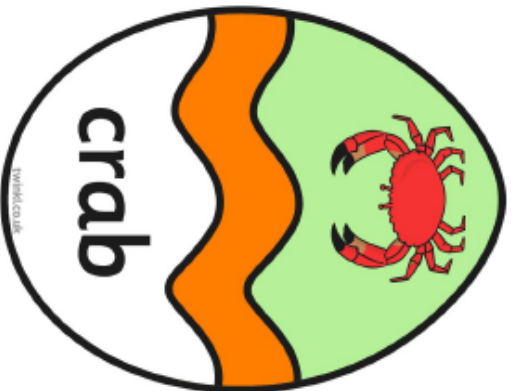

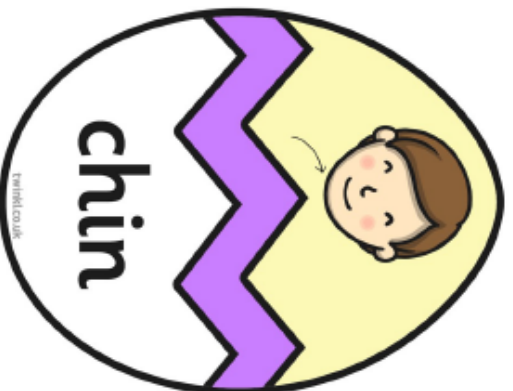




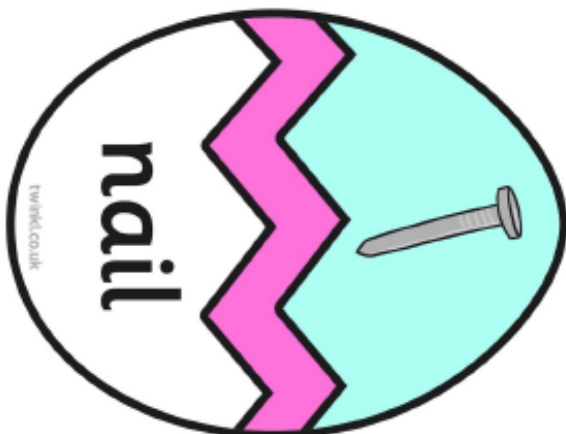
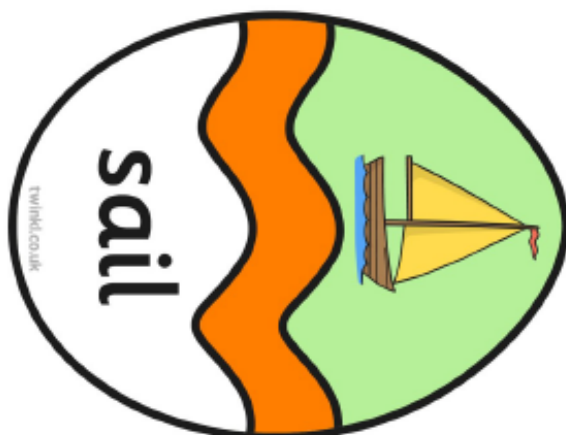
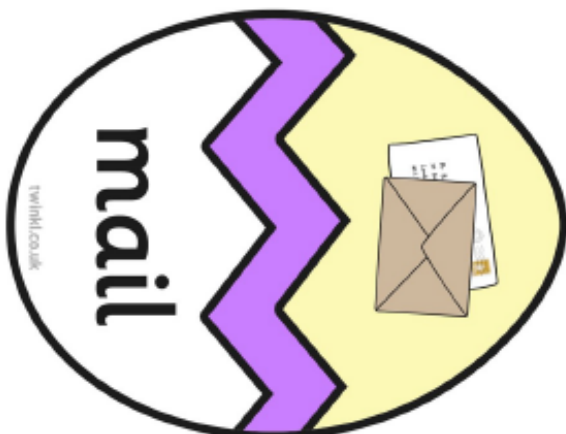
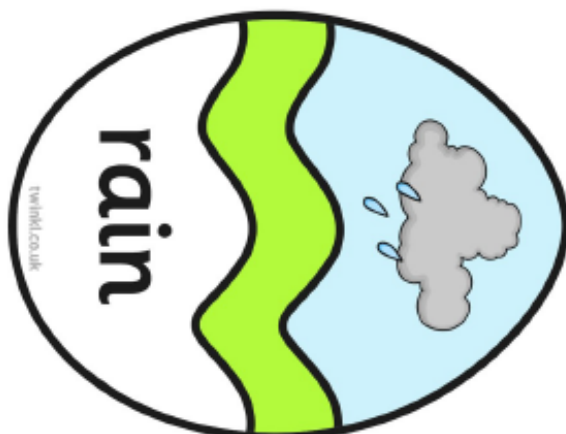
Please find today's learning tasks below.

The table below explains the tasks and you will find the resources underneath.

Year group: Reception		Date: Monday 30th March	
	Challenge 1	Challenge 2	Challenge 3
English	<p>Let's look at changes! It is nearly Easter and Signs of Spring are everywhere!</p> <p>Practise segmenting what you see first to support your spellings.</p> <p>The Easter Bunny has dropped more eggs! Can you write a list of the words that he has dropped.</p>	<p>Spring has Sprung!</p> <p>Watch Jolly Phonics on Youtube—Phase 3.</p> <p>The Easter Bunny has dropped eggs !!</p> <p>Can you write a sentence that has a list of words that he has dropped. i.e. The bunny has left a egg.</p>	<p>Spring has Sprung!</p> <p>Watch Jolly Phonics on Youtube—Phase 3.</p> <p>The Easter Bunny has dropped eggs !!</p> <p>Can you write a sentence that has a list of words that he has dropped. i.e. The bunny has left a egg.</p>
Phonics/ Reading	Please visit Oxford Owls to read a book and Phonics play has some super phonic games	Please visit Oxford Owls to read a book and Phonics play has some super phonic games	Please visit Oxford Owls to read a book and Phonics play has some super phonic games
Maths Challenge:	<p>https://www.bbc.co.uk/cbeebies/watch/numberblocks-who-has-more-song</p> <p>Watch the 'Who has More' Number blocks video.</p> <p>Can you use objects to show two sets that have different amounts within them and tell an adult about your sets.</p>	<p>https://www.bbc.co.uk/cbeebies/puzzles/numberblocks-adding-up-quiz</p> <p>Play the Number blocks addition game.</p> <p>Use equipment to find the right answer :)</p>	<p>https://www.bbc.co.uk/cbeebies/puzzles/numberblocks-number-magic-quiz-level-1</p> <p>Use equipment to find which number sentence is the right way to make the whole number.</p>
Wellbeing	Miss L and Mrs B need you to allow Mummies and Daddies to have a cup of tea while you make an Easter surprise for them! Use the shapes sheet to create a super Easter Bunny! No peeking grown ups.	Miss L and Mrs B need you to allow Mummies and Daddies to have a cup of tea while you make an Easter surprise for them! Use the shapes sheet to create a super Easter Bunny! No peeking grown ups.	Miss L and Mrs B need you to allow Mummies and Daddies to have a cup of tea while you make an Easter surprise for them! Use the shapes sheet to create a super Easter Bunny! No peeking grown ups.



Challenge 2



Challenge 1

