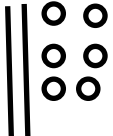


Please find today's learning tasks below.

The table below explains the tasks and you will find the resources underneath.

Year group: Year 1		Date: 24/03/20	
	Bronze	Silver	Gold
English	<p>Draw a picture of your favourite animal. Write sentences about it using the sentence stems below: This is a _____. It has _____.</p> <p>Remember to start sentences with a capital letter. Use finger spaces and a full stop. Use the sound mat in your phonics pack to help you spell the words.</p>	<p>Can you draw and describe the place where your monster would live. Write in sentences about the setting. For example, The monster lives in a faraway land. There are tall, rough trees which move in the wind.</p> <p>Don't forget to use a capital letter, full stop and a comma.</p>	<p>Can you draw and describe the place where your monster would live. For example, The monster lives at the edge of a thick forest in a faraway land. There are tall, rough trees which move slowly in the wind.</p> <p>Don't forget to use a capital letter, full stop and a comma.</p>
Maths-	<p>Count on and back from 0-20. Practise writing your numbers all the way from 0-20. Can you find one more than and one less than the numbers. Create your own number line to help you.</p>	<p>Practise counting forward in 2s and 10s.</p> <p>One more and one less, complete the activity—can you draw the answers, using sticks and dots? E.g. 26</p> 	<p>Count on and back in 2s and 10s, starting on any number! What do you notice?</p> <p>Think about one more and one less than numbers to 100. Can you work out and show the answers to the reasoning problems? Show pictorially (using sticks and dots).</p>
Phonics/ Reading	<p>Like yesterday—Can you read the 'sh' and 'th' words? Can you now add the sound buttons to the words.</p> <p>Use Phonics Play Buried Treasure game to practise reading 'sh, ch and th' words. Select Phase 3 and one of the three sounds when given a choice of sounds. https://www.phonicsplay.co.uk/BuriedTreasure2.html</p>	<p>Can you read words containing the 'au' digraph? Can you read the 'au' words provided? Use Phonics Play Picnic on Pluto game to practise reading 'au' words. Select Phase 5 and 'au' when given a choice of sounds. https://www.phonicsplay.co.uk/PicnicOnPluto.html</p>	<p>Can you read the 'au' words provided? Can you add sound buttons to the words? Now put three words into super sentences, can you include adjectives and an adverb (ly word)?</p>
Other	<p>Go onto https://www.j2e.com/jit5?fileId=m1zrq0L3k3iAee8L#turtle</p> <p>Click on the green star at the top left of the page. Select The Three Little Pigs template. Can you get the wolf to blow down the houses? Use words such as forward, turn, go... Why not play a game with your adult, can you follow their instructions? Now give them instructions to follow!</p>	<p>Go onto https://www.j2e.com/jit5?fileId=m1zrq0L3k3iAee8L#turtle</p> <p>Click on the green star at the top left of the page. Select The Three Little Pigs template. Can you get the wolf to blow down the houses? Use words such as forward, backwards, turn right, turn left, go... Can you write the instructions down using arrows?</p>	<p>Go onto https://www.j2e.com/jit5?fileId=m1zrq0L3k3iAee8L#turtle</p> <p>Click on the green star at the top left of the page. Select the Cinderella template. Can you make all of the objects change? Use words such as forward, backwards, turn right, turn left, go... If something goes wrong, can you fix it? Can you write the instructions down using arrows?</p>

Guide for Parents


Representing numbers in tens and ones.

When we represent numbers we show how many 'tens' and how many 'ones' are in that number. We use a straight vertical line for tens and an empty circle for ones.

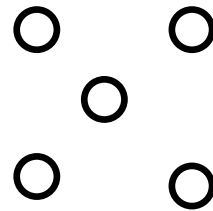


For example, 45 is made up of 4 tens (40) and 5 ones (5)

45



4 tens (40)



5 ones (5)

Guide for Parents

Using sound buttons





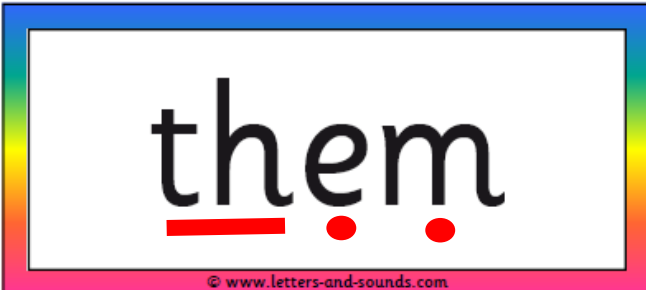

Sound buttons help us to read words. The children put a dot under each sound. For the digraphs (where two letters make one sound) we put a line underneath.

For example,

In 'shop' we can hear three sounds- sh-o-p. For the single letters we put a dot and where two letters make one sound we put a line.

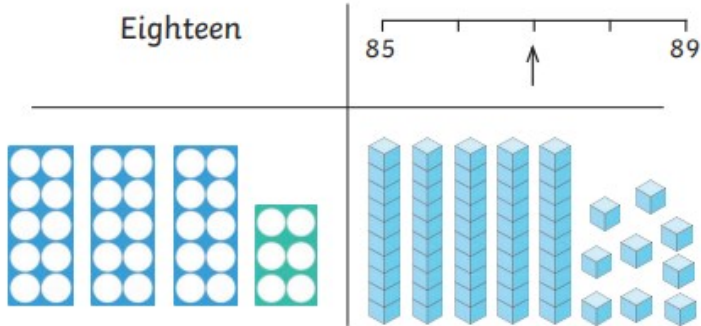
shop
— • •

Phase 3 decodable words for DfES Letters and Sounds Programme

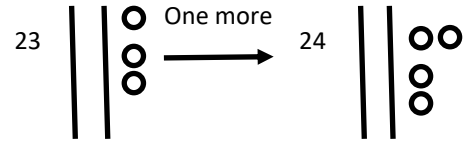
 <p>cash</p> <p>© www.letters-and-sounds.com</p>	 <p>bash</p> <p>© www.letters-and-sounds.com</p>
 <p>hush</p> <p>© www.letters-and-sounds.com</p>	 <p>rush</p> <p>© www.letters-and-sounds.com</p>
 <p>them</p> <p>© www.letters-and-sounds.com</p>	 <p>then</p> <p>© www.letters-and-sounds.com</p>

One More and One Less - Challenge Cards

5. What is one more than each of these numbers?



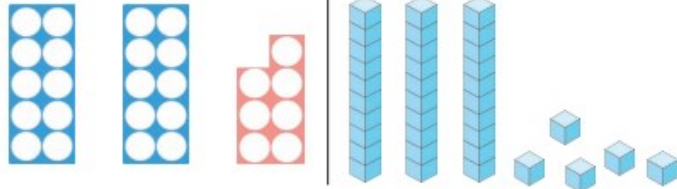
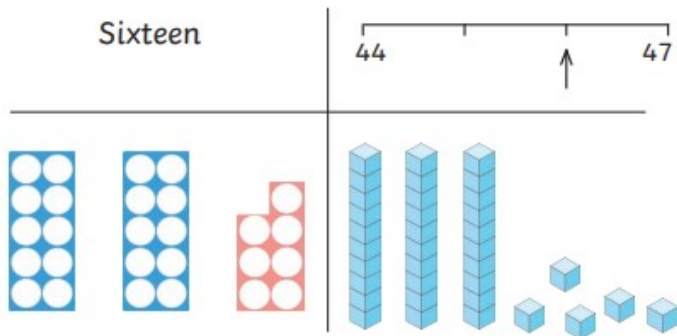
Write the number in your book then show the number pictorially. Work out the answer, write the number and show it pictorially.



Repeat for one less examples.

One More and One Less - Challenge Cards

6. What is one less than each of these numbers?



1	2	3	4	5	6	7	8	9	10
11	12	13	14	15	16	17	18	19	20
21	22	23	24	25	26	27	28	29	30
31	32	33	34	35	36	37	38	39	40
41	42	43	44	45	46	47	48	49	50

Fill in the missing numbers.

One less	Number	One more
	31	
31		
		31
47		
		47

Draw the table in your work book.

Use the 50 square above to help you.

Solve the reasoning activity.

Reasoning



My number has 4 tens. One more than my number would make the tens digit change.

Whitney



My number is one more than forty-five.

Dexter

Who has the greater number? _____

Phonics- Bronze

Phase 3 decodable words for DFES Letters and Sounds Programme

cash

bash

hush

rush

them

then

Ref: p3words

Design © www.letters-and-sounds.com 2008

Page 13

Phase 3 decodable words for DFES Letters and Sounds Programme

chill

much

rich

chicken

chicken

ship

Ref: p3words

Design © www.letters-and-sounds.com 2008

Page 11

Phase 3 decodable words for DFES Letters and Sounds Programme

that

this

with

moth

thin

thick

Ref: p3words

Design © www.letters-and-sounds.com 2008

Page 14

haunt

August

jaunty

launch

author

astronaut